



RBC Solactive Equal Weight US Health Care Select Hedged AR 190 Index Callable Contingent Yield 7.11% Securities (CAD), Series 3528 Non-Principal Protected Security

7.0 year term

Performance linked to the Solactive Equal Weight US Health Care Select Hedged AR 190 Index

Potential 7.11% coupon p.a. paid monthly

75.00% protection barrier level

Callable quarterly at 105% of Initial Index Level starting on December 14, 2026

Fundserv

RBC14745

Subscriptions Close

on or about March 10, 2026

Issue Date

March 17, 2026

Maturity Date

March 16, 2033

KEY TERMS

Issuer: Royal Bank of Canada

Issuer Credit Ratings: Moody's: Aa1; S&P: AA-; DBRS: AA

Currency: CAD

Minimum Investment: 10 Securities or \$1,000.

Term: Approximately 7.0 years

Principal at Risk: The Securities are not principal protected.

Underlying Index: The return on the Securities is linked to the performance of the Solactive Equal Weight US Health Care Select Hedged AR 190 Index (the "**Underlying Index**"). The Underlying Index is an adjusted return index that aims to track the gross total return performance of the Solactive Equal Weight US Health Care Select GTR CAD Hedged Index (the "**Target Index**"), subject to a reduction of a synthetic dividend of 190 index points per annum (the "**Adjusted Return Factor**"). **For the avoidance of doubt, the return on the Securities is linked to the Underlying Index and is not linked to the Target Index.** The Closing Level on February 6, 2026 was 4,732.88. The Adjusted Return Factor divided by the Closing Level was therefore equal to 4.0145% on February 6, 2026. If an Autocall Redemption Event does not occur, over the term of the Securities the sum of the Adjusted Return Factor will be approximately 1,330 index points, representing 28.1013% of the Closing Level on February 6, 2026. The Target Index is calculated in CAD and corresponds to the CAD-hedged version of the Solactive Equal Weight US Health Care Select GTR Index (the "**U.S. Index**"). For the calculation of the level of the U.S. Index, any dividends or other distributions paid on the constituent securities of the U.S. Index are assumed to be reinvested across all of the constituent securities of the U.S. Index. As of February 6, 2026, the annual dividend yield on the U.S. Index was 3.421%, representing an aggregate dividend yield of approximately 26.550% compounded annually over the term of the Securities, on the assumption that the dividend yield remains constant.

Issue Date: March 17, 2026.

A final base shelf prospectus containing important information relating to the securities described in this document has been filed with the securities regulatory authorities in each of the provinces and territories of Canada. The final base shelf prospectus, any applicable shelf prospectus supplement, the Pricing Supplement and any amendment to such documents are accessible through SEDAR+ at www.sedarplus.com. Copies of the documents may also be obtained from www.rbcnotes.com. This document does not provide full disclosure of all material facts relating to the securities offered. Investors should read the final base shelf prospectus, any applicable shelf prospectus supplement, the Pricing Supplement and any amendment to such documents for disclosure of those facts, especially risk factors relating to the securities offered, before making an investment decision.

Initial Index Level:	The Closing Level as published by the Index Sponsor on the Initial Valuation Date.
Initial Valuation Date:	March 11, 2026.
Protection Barrier Level:	75.00% of the Initial Index Level.
Coupon Barrier Level:	75.00% of the Initial Index Level.
Final Index Level:	The Closing Level as published by the Index Sponsor on the Final Valuation Date.
Final Valuation Date:	March 11, 2033.
Closing Level:	The official closing level of the Underlying Index as announced by the Index Sponsor for the relevant date, as determined by the Calculation Agent.
Maturity Date:	March 16, 2033.
Observation Dates:	The dates set out below under the heading "Observation Dates", provided that if any Observation Date is not an Exchange Day, such Observation Date will be the next following day that is an Exchange Day, subject to the occurrence of an Extraordinary Event.
Interest Payment Dates:	The dates set out below under the heading "Interest Payment Dates", subject to the occurrence of an Extraordinary Event, and provided that (i) the Securities are not redeemed by the Bank as described below, and (ii) if any Interest Payment Date is not a Business Day, such Interest Payment Date will be the first following day that is a Business Day. For greater certainty, the final Interest Payment, if any, will be made on the earlier of the Autocall Redemption Date, if any, and the Maturity Date.
Interest Payments:	Interest payments, if any, on the Securities will be payable in arrears on each Interest Payment Date at a fixed interest rate of 0.5925% for each monthly period ending on an Interest Payment Date (an "Interest Period") in which a Digital Payout Event occurs. If a Digital Payout Event does not occur on an Observation Date, no interest will be payable for the relevant Interest Period.
Digital Payout Event:	If the Closing Level is greater than or equal to the Coupon Barrier Level on the relevant Observation Date, a Digital Payout Event will occur.
Autocall Redemption Event:	If the Closing Level on an Observation Date immediately preceding an Autocall Redemption Date is greater than or equal to 105.00% of the Initial Index Level (the "Autocall Redemption Level"), an Autocall Redemption Event will occur. Following the occurrence of an Autocall Redemption Event, the Securities will be redeemed for an amount equal to the Principal Amount thereof (the "Autocall Redemption Amount") on the applicable Autocall Redemption Date. In addition to the Autocall Redemption Amount, an Interest Payment will be paid on the Autocall Redemption Date.
Autocall Redemption Dates:	The dates set out below under the heading "Autocall Redemption Dates", subject to the occurrence of an Extraordinary Event and provided that if any Autocall Redemption Date is not a Business Day, such Autocall Redemption Date will be the first following day that is a Business Day.
Payment at Maturity:	If the Securities have not been previously redeemed, the amount payable on the Maturity Date (the "Final Redemption Amount") for each Security will be: (a) if the Final Index Level is greater than or equal to the Protection Barrier Level, \$100.00; or (b) if the Final Index Level is less than the Protection Barrier Level, an amount equal to the Index Return, but in any event not less than \$1.00.
Index Return:	$\$100.00 \times (X_f / X_i)$, where: "X _f " means the Final Index Level, and "X _i " means the Initial Index Level.
Secondary Market:	Fundserv, RBC14745 Generally, to be effective on a Business Day, a redemption request will need to be initiated by 2:00 p.m. (Toronto time) on that Business Day (or such other time as may be established by Fundserv). Any request received after such time will be deemed to be a request sent and received on the next following Business Day.

**Early Trading Charge
Schedule:**

**If Sold Within the Following
No. of Days from Issue Date**

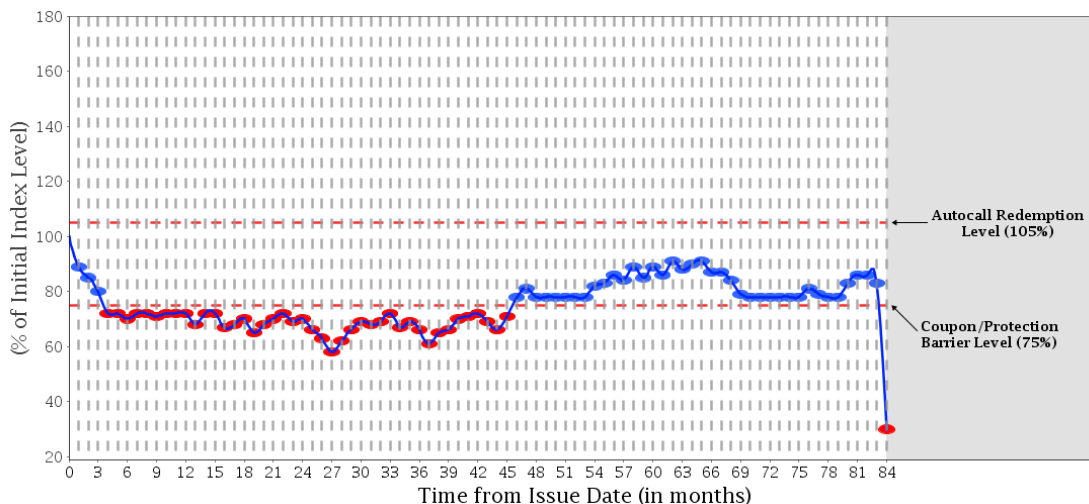
**Early Trading Charge
(% of Principal Amount)**

1 - 60 days	3.00%
61 - 120 days	2.00%
121 - 180 days	1.00%
Thereafter	Nil

SAMPLE CALCULATIONS

The following examples show how the return on the Securities would be calculated under different scenarios. These examples are included for illustration purposes only. The performance of the Underlying Index used in the examples is not an estimate or forecast of the performance of the Underlying Index or the Securities. The actual performance of the Underlying Index and the Securities will be different from these examples and the differences may be material. All examples below assume that a holder of the Securities has purchased Securities with an aggregate Principal Amount of \$100.00 and that no Extraordinary Event has occurred. For convenience, each vertical line in the charts below represents both a hypothetical Observation Date and the next succeeding Interest Payment Date. Where applicable, dollar amounts shown below are rounded to the nearest whole cent for ease of reading, but the amount(s) payable to an investor per Security may reflect more decimal places.

Example #1 — Loss Scenario with Payment on the Maturity Date at Less Than the Principal Amount



- Indicates Observation Dates on which the Coupon Barrier Level is breached; therefore no Interest Payment will occur on the related Interest Payment Date.
- Indicates Observation Dates on which there is a Digital Payout Event; therefore an Interest Payment will occur on the related Interest Payment Date.
- Closing Level of the Underlying Index

In this scenario, the Closing Level is below the Autocall Redemption Level on all Observation Dates, so the Securities would not be redeemed before the Maturity Date. The Closing Level is at or above the Coupon Barrier Level on 41 of the 84 Observation Dates. On the Final Valuation Date, the Final Index Level is below the Protection Barrier Level.

(i) Interest Payments

Digital Payout Events occur on 41 of the 84 Observation Dates. Therefore, an Interest Payment would be payable for 41 Interest Periods on the applicable Interest Payment Date, for total Interest Payments of:

$$\begin{aligned} &\text{Principal Amount of Securities} \times 0.5925\% \text{ per Interest Period} \times 41 \text{ Interest Periods} \\ &\$100.00 \times 0.5925\% \times 41 = \$24.29 \end{aligned}$$

(ii) Final Redemption Amount

In this example, the Initial Index Level (X_i) is 4,732.88 and the Final Index Level (X_f) is 1,419.86. Therefore, the Final Redemption Amount is as follows:

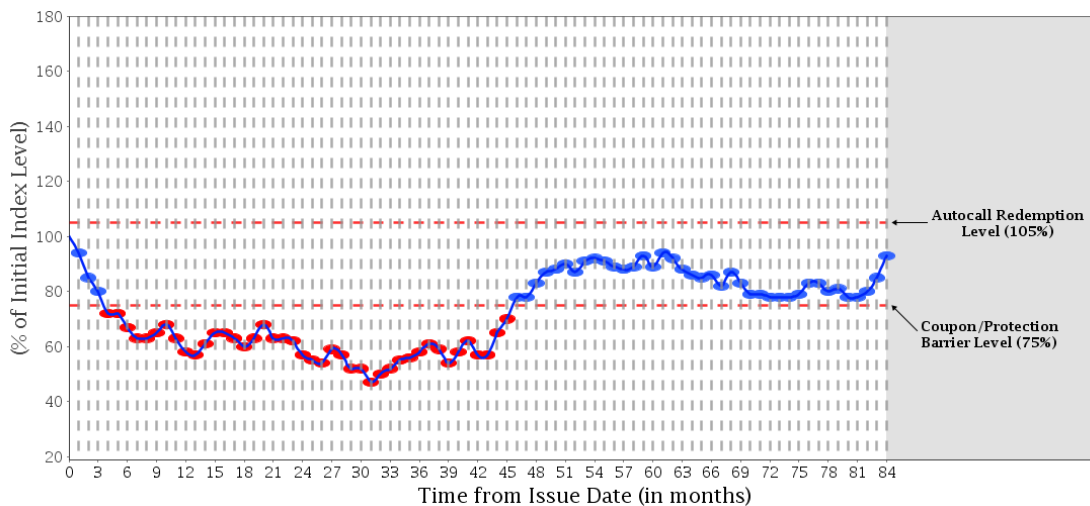
$$\begin{aligned} &\$100.00 \times (X_f / X_i) \\ &\$100.00 \times (1,419.86 / 4,732.88) = \$30.00 \end{aligned}$$

Therefore, the total amounts payable per Security from the Issue Date to the Maturity Date are:

- (a) Total Interest Payments: \$24.29
- (b) Final Redemption Amount: \$30.00
- (c) Total amount paid over the term of the Securities: \$54.29

The equivalent annually compounded rate of return in this example is -8.36%.

Example #2 — Gain Scenario with Payment on the Maturity Date at the Principal Amount



- Indicates Observation Dates on which the Coupon Barrier Level is breached; therefore no Interest Payment will occur on the related Interest Payment Date.
- Indicates Observation Dates on which there is a Digital Payout Event; therefore an Interest Payment will occur on the related Interest Payment Date.
- Closing Level of the Underlying Index

In this scenario, the Closing Level is below the Autocall Redemption Level on all Observation Dates so the Securities would not be redeemed before the Maturity Date. The Closing Level is at or above the Coupon Barrier Level on 42 of the 84 Observation Dates. On the Final Valuation Date, the Final Index Level is at or above the Protection Barrier Level.

(i) Interest Payments

Digital Payout Events occur on 42 of the 84 Observation Dates. Therefore, an Interest Payment would be payable for 42 Interest Periods on the applicable Interest Payment Date, for total Interest Payments of:

$$\begin{aligned} & \text{Principal Amount of Securities} \times 0.5925\% \text{ per Interest Period} \times 42 \text{ Interest Periods} \\ & \$100.00 \times 0.5925\% \times 42 = \$24.89 \end{aligned}$$

(ii) Final Redemption Amount

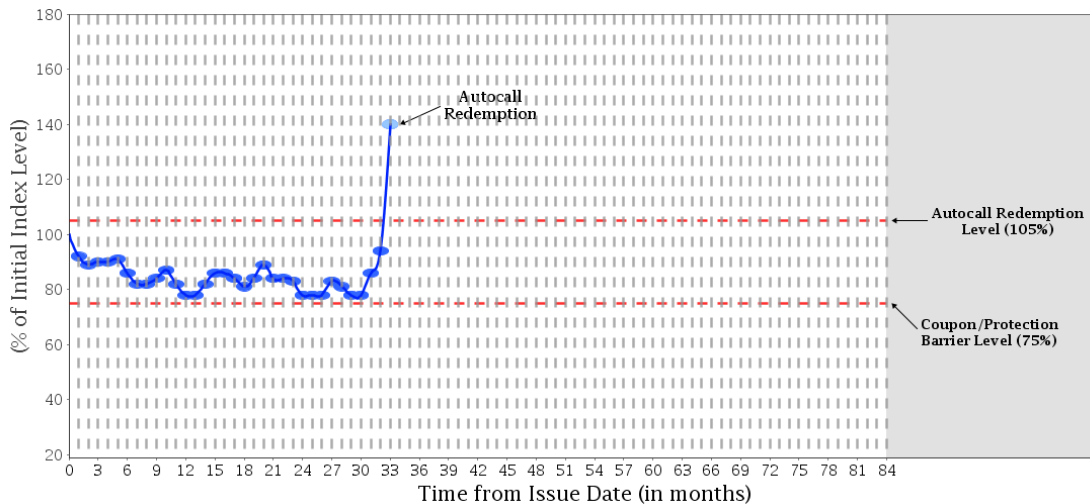
In this example, the Final Index Level is greater than or equal to the Protection Barrier Level. Therefore, the Final Redemption Amount is \$100.00.

Therefore, the total amounts payable per Security from the Issue Date to the Maturity Date are:

- (a) Total Interest Payments: \$24.89
- (b) Final Redemption Amount: \$100.00
- (c) Total amount paid over the term of the Securities: \$124.89

The equivalent annually compounded rate of return in this example is 3.23%.

Example #3 — Gain Scenario with Autocall Redemption Event



- Indicates Observation Date on which the Autocall Redemption Level is exceeded.
- Indicates Observation Dates on which there is a Digital Payout Event; therefore an Interest Payment will occur on the related Interest Payment Date.
- Closing Level of the Underlying Index

In this scenario, the Closing Level is at or above the Autocall Redemption Level on the Observation Date that falls 33 months into the term of the Securities. This would constitute an Autocall Redemption Event and the Bank would redeem the Securities on the next succeeding Autocall Redemption Date. The Closing Level is at or above the Coupon Barrier Level on 33 Observation Dates prior to the Autocall Redemption Date.

(i) Interest Payments

Digital Payout Events occur on each of the 33 Observation Dates. Therefore, an Interest Payment would be payable for each Interest Period on the applicable Interest Payment Date (including on the Autocall Redemption Date), for total Interest Payments of:

$$\begin{aligned} & \text{Principal Amount of Securities} \times 0.5925\% \text{ per Interest Period} \times 33 \text{ Interest Periods} \\ & \$100.00 \times 0.5925\% \times 33 = \$19.55 \end{aligned}$$

(ii) Autocall Redemption Amount

The Autocall Redemption Amount per Security is equal to \$100.00.

Therefore, the total amounts payable per Security from the Issue Date to the Autocall Redemption Date are:

- (a) Total Interest Payments: \$19.55
- (b) Autocall Redemption Amount: \$100.00
- (c) Total amount paid over the term of the Securities: \$119.55

The equivalent annually compounded rate of return in this example is 6.71%.

INFORMATION REGARDING THE OBSERVATION DATES, INTEREST PAYMENT DATES AND AUTOCALL REDEMPTION DATES:

Observation Dates	Interest Payment Dates	Autocall Redemption Dates
April 14, 2026	April 17, 2026	-
May 13, 2026	May 19, 2026	-
June 12, 2026	June 17, 2026	-
July 14, 2026	July 17, 2026	-
August 12, 2026	August 17, 2026	-
September 14, 2026	September 17, 2026	-
October 14, 2026	October 19, 2026	-
November 12, 2026	November 17, 2026	-
December 14, 2026	December 17, 2026	December 17, 2026
January 13, 2027	January 18, 2027	-
February 11, 2027	February 17, 2027	-
March 12, 2027	March 17, 2027	March 17, 2027
April 14, 2027	April 19, 2027	-
May 12, 2027	May 17, 2027	-
June 14, 2027	June 17, 2027	June 17, 2027
July 14, 2027	July 19, 2027	-
August 12, 2027	August 17, 2027	-
September 14, 2027	September 17, 2027	September 17, 2027
October 13, 2027	October 18, 2027	-
November 12, 2027	November 17, 2027	-
December 14, 2027	December 17, 2027	December 17, 2027
January 12, 2028	January 17, 2028	-
February 14, 2028	February 17, 2028	-
March 14, 2028	March 17, 2028	March 17, 2028
April 11, 2028	April 17, 2028	-
May 12, 2028	May 17, 2028	-
June 14, 2028	June 19, 2028	June 19, 2028
July 12, 2028	July 17, 2028	-
August 14, 2028	August 17, 2028	-
September 13, 2028	September 18, 2028	September 18, 2028
October 12, 2028	October 17, 2028	-
November 14, 2028	November 17, 2028	-
December 13, 2028	December 18, 2028	December 18, 2028
January 12, 2029	January 17, 2029	-
February 14, 2029	February 20, 2029	-
March 14, 2029	March 19, 2029	March 19, 2029
April 12, 2029	April 17, 2029	-
May 14, 2029	May 17, 2029	-
June 13, 2029	June 18, 2029	June 18, 2029
July 12, 2029	July 17, 2029	-
August 14, 2029	August 17, 2029	-
September 12, 2029	September 17, 2029	September 17, 2029
October 12, 2029	October 17, 2029	-
November 14, 2029	November 19, 2029	-
December 12, 2029	December 17, 2029	December 17, 2029

Observation Dates	Interest Payment Dates	Autocall Redemption Dates
January 14, 2030	January 17, 2030	-
February 13, 2030	February 19, 2030	-
March 13, 2030	March 18, 2030	March 18, 2030
April 12, 2030	April 17, 2030	-
May 14, 2030	May 17, 2030	-
June 12, 2030	June 17, 2030	June 17, 2030
July 12, 2030	July 17, 2030	-
August 14, 2030	August 19, 2030	-
September 12, 2030	September 17, 2030	September 17, 2030
October 11, 2030	October 17, 2030	-
November 13, 2030	November 18, 2030	-
December 12, 2030	December 17, 2030	December 17, 2030
January 14, 2031	January 17, 2031	-
February 12, 2031	February 18, 2031	-
March 12, 2031	March 17, 2031	March 17, 2031
April 14, 2031	April 17, 2031	-
May 14, 2031	May 20, 2031	-
June 12, 2031	June 17, 2031	June 17, 2031
July 14, 2031	July 17, 2031	-
August 13, 2031	August 18, 2031	-
September 12, 2031	September 17, 2031	September 17, 2031
October 14, 2031	October 17, 2031	-
November 12, 2031	November 17, 2031	-
December 12, 2031	December 17, 2031	December 17, 2031
January 14, 2032	January 19, 2032	-
February 11, 2032	February 17, 2032	-
March 12, 2032	March 17, 2032	March 17, 2032
April 14, 2032	April 19, 2032	-
May 12, 2032	May 17, 2032	-
June 14, 2032	June 17, 2032	June 17, 2032
July 14, 2032	July 19, 2032	-
August 12, 2032	August 17, 2032	-
September 14, 2032	September 17, 2032	September 17, 2032
October 13, 2032	October 18, 2032	-
November 12, 2032	November 17, 2032	-
December 14, 2032	December 17, 2032	December 17, 2032
January 12, 2033	January 17, 2033	-
February 14, 2033	February 17, 2033	-
March 11, 2033	March 16, 2033	-

The Underlying Index is calculated and published by Solactive AG ("**Solactive**"), and the name "**Solactive**" is a registered trademark of Solactive. The Underlying Index has been licensed for use by the Bank in connection with the Securities. The Securities are not sponsored, promoted, sold or supported in any other manner by Solactive and Solactive makes no representation or warranty, express or implied, regarding the advisability of investing in securities generally or the Securities in particular. Solactive does not guarantee the accuracy or completeness of the Underlying Index or the Target Index, any data included therein, or any data from which it is derived, nor has any liability for any errors, omissions, or interruptions therein.

All capitalized terms unless otherwise defined have the meanings ascribed to them in the Pricing Supplement.

Clients should evaluate the financial, market, legal, regulatory, credit, tax and accounting risks and consequences of the proposal before entering into any transaction, or purchasing any instrument. Clients should evaluate such risks and consequences independently of Royal Bank of Canada and the Dealers, RBC Dominion Securities Inc. ("**RBC DS**") and Desjardins Securities Inc., respectively. RBC DS is a wholly-owned subsidiary of the Bank. Consequently, the Bank is a related and connected issuer of RBC DS within the meaning of applicable securities legislation.

The Securities will not constitute deposits insured under the *Canada Deposit Insurance Corporation Act* or any other deposit insurance regime. The Securities are not fixed income securities and are not designed to be alternatives to fixed income or money market instruments.

An investment in the Securities involves risks. None of Royal Bank of Canada, the Dealers or any of their respective affiliates, associates, or any other person or entity guarantees that holders of Securities will receive an amount equal to their original investment in the Securities or guarantees that any return will be paid on the Securities (subject to the minimum amount payable at maturity of \$1.00 per Security) at or prior to maturity of the Securities. See "Risk Factors" in the base shelf prospectus and "Risk Factors" in the Pricing Supplement. Since the Securities are not principal protected and the Principal Amount will be at risk, you could lose substantially all of your investment.

® Registered trademark of Royal Bank of Canada