



Capital  
Markets

RBC GLOBAL INVESTMENT SOLUTIONS

# RBC Solactive Canada Blue Chip AR Index Callable Contingent Yield 9.03% Securities (CAD), **Series 1367** **Non-Principal Protected Security**

7.0 year  
term

Performance linked to  
the Solactive Canada  
Blue Chip AR Index

Potential 9.03%  
coupon per annual  
period

75% protection  
barrier level

Callable quarterly at  
105% of Initial Index  
Level

Subscriptions  
Close

on or about  
May 27, 2024

FUNDSERV

RBC11094

Autocall  
Observation Dates

May 29, 2025 and  
quarterly thereafter

This summary is qualified in its entirety  
by a pricing supplement (the "Pricing  
Supplement") and the base shelf  
prospectus dated March 15, 2024.

[www.rbcnotes.com](http://www.rbcnotes.com)

## KEY TERMS

Issuer:	Royal Bank of Canada
Issuer Credit Ratings:	Moody's: Aa1; S&P: AA-; DBRS: AA
Currency:	CAD
Minimum Investment:	50 Securities or \$5,000
Term:	Approximately 7.0 years
Principal at Risk:	The Securities are not principal protected.
Underlying Index:	The return on the Securities is linked to the performance of the Solactive Canada Blue Chip AR Index (the "Underlying Index"). The Underlying Index is an adjusted return index that aims to track the gross total return performance of the Solactive Canada Blue Chip GTR Index (the "Target Index"), subject to a reduction of a synthetic dividend of 75 index points per annum calculated daily in arrears (the "Adjusted Return Factor"). <b>For the avoidance of doubt, the return on the Securities is linked to the Underlying Index and is not linked to the Target Index.</b> The Closing Level on May 3, 2024 was 1,228.97. The Adjusted Return Factor divided by the Closing Level was therefore equal to 6.1027% on May 3, 2024. If an Autocall Redemption Event does not occur, over the term of the Securities the sum of the Adjusted Return Factor will be approximately 525 index points, representing 42.7187% of the Closing Level on May 3, 2024. For the calculation of the level of the Target Index, any dividends or other distributions paid on the constituent securities of the Target Index are assumed to be reinvested across all of the constituent securities of the Target Index. As of May 3, 2024, the annual dividend yield on the Target Index was 6.2057%, representing an aggregate dividend yield of approximately 52.4175% compounded annually over the term of the Securities, on the assumption that the dividend yield remains constant.
Issue Date:	June 3, 2024
Initial Index Level:	The Closing Level as published by the Index Sponsor on May 28, 2024.
Protection Barrier Level:	75.00% of the Initial Index Level.

A final base shelf prospectus containing important information relating to the securities described in this document has been filed with the securities regulatory authorities in each of the provinces and territories of Canada. A copy of the final base shelf prospectus, any amendment to the final base shelf prospectus and any applicable shelf prospectus supplement that has been filed, is required to be delivered with this document. This document does not provide full disclosure of all material facts relating to the securities offered. Investors should read the final base shelf prospectus, any amendment and any applicable shelf prospectus supplement for disclosure of those facts, especially risk factors relating to the securities offered, before making an investment decision.

## KEY TERMS CONTINUED

Coupon Barrier Level:	75.00% of the Initial Index Level.		
Final Index Level:	The Closing Level on May 28, 2031 (the “ <b>Final Valuation Date</b> ”).		
Closing Level:	The official closing level of the Underlying Index as announced by the Index Sponsor for the relevant date, as determined by the Calculation Agent.		
Maturity Date:	June 2, 2031		
Observation Dates:	The dates set out below under the heading “Observation Dates”, provided that if any Observation Date is not an Exchange Day, such Observation Date will be the next following day that is an Exchange Day, subject to the occurrence of an Extraordinary Event.		
Interest Payment Dates:	The dates set out below under the heading “Interest Payment Dates”, subject to the occurrence of an Extraordinary Event, and provided that (i) the Securities are not redeemed by the Bank as described below and (ii) if any Interest Payment Date is not a Business Day, such Interest Payment Date will be the first following day that is a Business Day. For greater certainty, the final Interest Payment, if any, will be made on the earlier of the Autocall Redemption Date (defined below), if any, and the Maturity Date.		
Interest Payments:	<p>Interest payments, if any, on the Securities will be payable in arrears on each Interest Payment Date at a fixed interest rate of 0.7525% for each monthly period ending on an Interest Payment Date (an “<b>Interest Period</b>”) in which a Digital Payout Event occurs.</p> <p>If a Digital Payout Event does not occur on an Observation Date, no interest will be payable for the relevant Interest Period.</p>		
Digital Payout Event:	If the Closing Level is greater than or equal to the Coupon Barrier Level on the relevant Observation Date, a Digital Payout Event will occur.		
Autocall Redemption Event:	<p>If the Closing Level on an Observation Date immediately preceding an Autocall Redemption Date is greater than or equal to 105.00% of the Initial Index Level (the “<b>Autocall Redemption Level</b>”), an Autocall Redemption Event will occur.</p> <p>Following the occurrence of an Autocall Redemption Event, the Securities will be redeemed for an amount equal to the Principal Amount thereof (the “<b>Autocall Redemption Amount</b>”) on the Autocall Redemption Date.</p>		
Autocall Redemption Dates:	The dates set out below under the heading “Autocall Redemption Dates”, subject to the occurrence of an Extraordinary Event and provided that if any Autocall Redemption Date is not a Business Day, such Autocall Redemption Date will be the first following day that is a Business Day.		
Payment at Maturity:	<p>If the Securities have not been previously redeemed, the amount payable on the Maturity Date (the “<b>Final Redemption Amount</b>”) for each Security will be:</p> <p>(a) if the Final Index Level is greater than or equal to the Protection Barrier Level, \$100; or</p> <p>(b) if the Final Index Level is less than the Protection Barrier Level, an amount equal to the Index Return, but in any event not less than \$1.00.</p>		
Index Return:	$\$100 \times (X_f / X_i),$ <p>where:</p> <p>“<b>X<sub>f</sub></b>” means the Final Index Level, and</p> <p>“<b>X<sub>i</sub></b>” means the Initial Index Level.</p>		
Secondary Market:	<p>Fundserv, RBC11094</p> <p>Generally, to be effective on a Business Day, a redemption request will need to be initiated by 2:00 p.m. (Toronto time) on that Business Day (or such other time as may be established by Fundserv). Any request received after such time will be deemed to be a request sent and received on the next following Business Day.</p>		
Constituents of the Target Index:	<u>Target Index</u>	<u>Constituent (shares of)</u>	<u>Ticker</u>
		Enbridge Inc.	TSX: ENB
		TC Energy Corporation	TSX: TRP
	Solactive Canada Blue Chip GTR Index	Great-West Lifeco Inc.	TSX: GWO
		Manulife Financial Corporation	TSX: MFC
		BCE Inc.	TSX: BCE

Pembina Pipeline TSX: PPL  
Corporation

TELUS Corporation TSX: T

Canadian Imperial Bank of Commerce TSX: CM

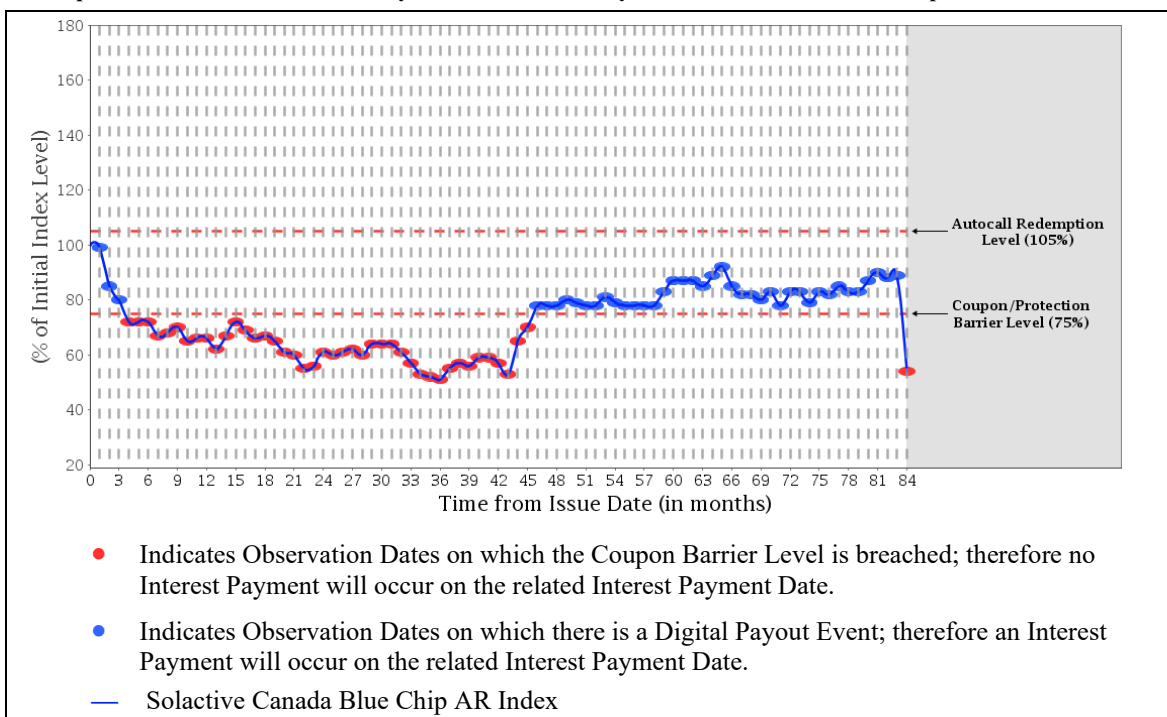
The Bank of Nova Scotia TSX: BNS

The Toronto-Dominion Bank TSX: TD

Early Trading Charge Schedule:	If Sold Within the Following No. of Days from Issue Date	Early Trading Charge (% of Principal Amount)
	1 – 45 days	3.00%
	46 – 90 days	2.75%
	91 – 135 days	2.50%
	136 – 180 days	2.00%
	181 – 225 days	1.50%
	226 – 270 days	1.00%
	Thereafter	Nil

The following examples show how the return on the Securities would be calculated under different scenarios. These examples are included for illustration purposes only. The performance of the Underlying Index used in the examples is not an estimate or forecast of the performance of the Underlying Index or the Securities. The actual performance of the Underlying Index and the Securities will be different from these examples and the differences may be material. All examples assume that a holder of the Securities has purchased Securities with an aggregate Principal Amount of \$100 and that no Extraordinary Event has occurred. For convenience, each vertical line in the charts below represents both a hypothetical Observation Date and the next succeeding Interest Payment Date. Where applicable, dollar amounts are rounded to the nearest whole cent.

**Example #1 — Loss Scenario with Payment on the Maturity Date at Less Than the Principal Amount**



In this scenario, the Closing Level is below the Autocall Redemption Level on all Observation Dates, so the Securities would not be redeemed before the Maturity Date. The Closing Level is at or above the Coupon Barrier Level on 41 of the 84 Observation Dates. On the Final Valuation Date, the Final Index Level is below the Protection Barrier Level.

*(i) Interest Payments*

Digital Payout Events occur on 41 of the 84 Observation Dates. Therefore, an Interest Payment would be payable for 41 Interest Periods on the applicable Interest Payment Date, for total Interest Payments of:

$$\begin{aligned} & \text{Principal Amount of Securities} \times 0.7525\% \text{ per Interest Period} \times 41 \text{ Interest Periods} \\ & \$100.00 \times 0.7525\% \times 41 = \$30.85 \end{aligned}$$

*(ii) Final Redemption Amount*

In this example, the Initial Index Level ( $X_i$ ) is 1,228.97 and the Final Index Level ( $X_f$ ) is 663.64. Therefore, the Final Redemption Amount is as follows:

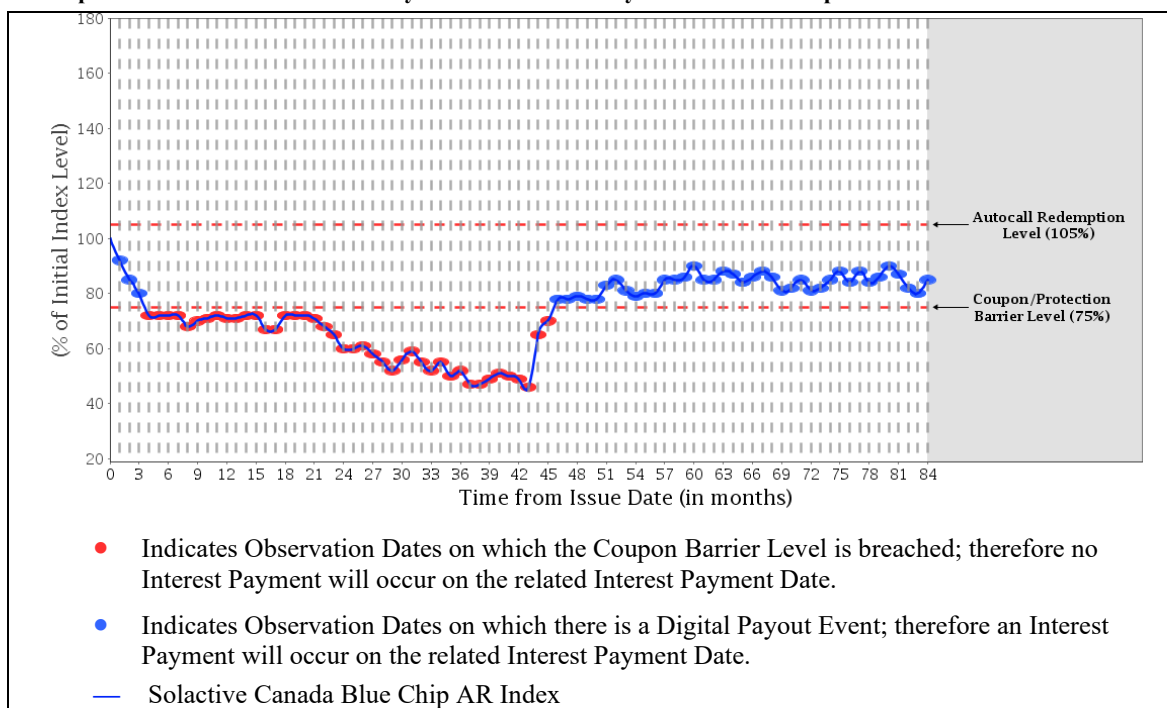
$$\begin{aligned} & \$100.00 \times (X_f / X_i) \\ & \$100.00 \times (663.64 / 1,228.97) = \$54.00 \end{aligned}$$

Therefore, the total amounts payable per Security from the Issue Date to the Maturity Date are:

- (a) Total Interest Payments: \$30.85
- (b) Final Redemption Amount: \$54.00
- (c) Total amount paid over the term of the Securities: \$84.85

The equivalent annually compounded rate of return in this example is -2.32%.

### Example #2 — Gain Scenario with Payment on the Maturity Date at the Principal Amount



In this scenario, the Closing Level is below the Autocall Redemption Level on all Observation Dates, so the Securities would not be redeemed before the Maturity Date. The Closing Level is at or above the Coupon Barrier Level on 42 of the 84 Observation Dates. On the Final Valuation Date, the Final Index Level is at or above the Protection Barrier Level.

#### (i) Interest Payments

Digital Payout Events occur on 42 of the 84 Observation Dates. Therefore, an Interest Payment would be payable for 42 Interest Periods on the applicable Interest Payment Date for total Interest Payments of:

$$\begin{aligned} & \text{Principal Amount of Securities} \times 0.7525\% \text{ per Interest Period} \times 42 \text{ Interest Periods} \\ & \$100.00 \times 0.7525\% \times 42 = \$31.61 \end{aligned}$$

#### (ii) Final Redemption Amount

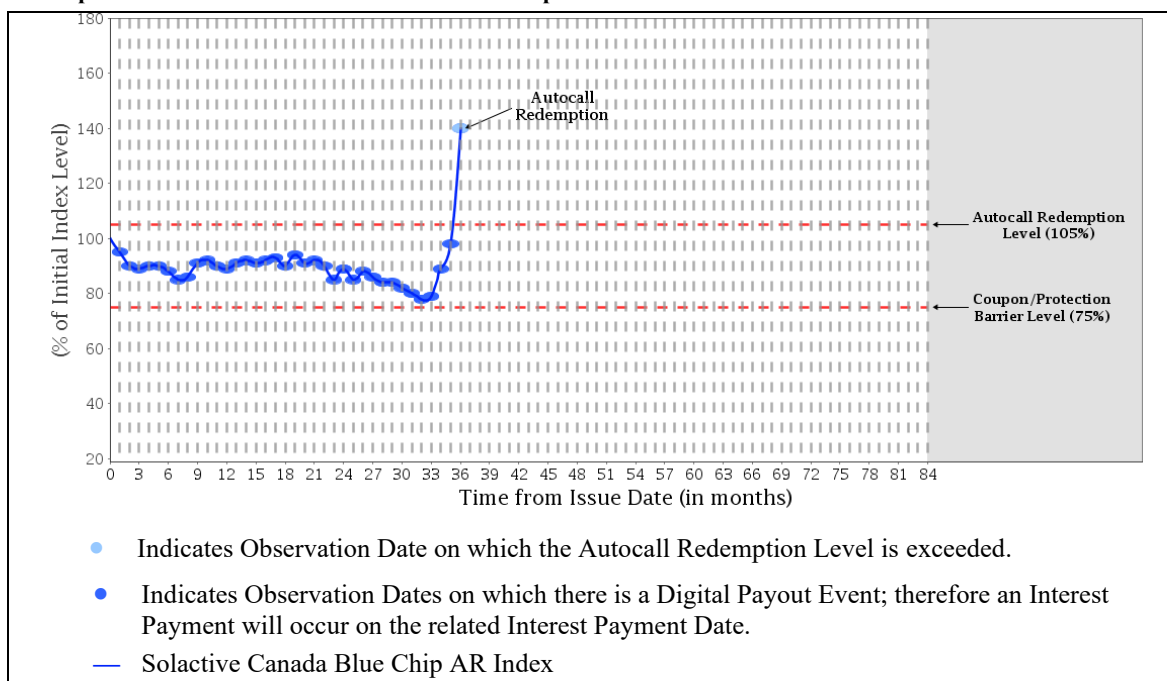
In this example, the Final Index Level is greater than or equal to the Protection Barrier Level. Therefore, the Final Redemption Amount is \$100.00.

Therefore, the total amounts payable per Security from the Issue Date to the Maturity Date are:

- (a) Total Interest Payments: \$31.61
- (b) Final Redemption Amount: \$100.00
- (c) Total amount paid over the term of the Securities: \$131.61

The equivalent annually compounded rate of return in this example is 4.00%.

### Example #3 — Gain Scenario with Autocall Redemption Event



In this scenario, the Closing Level is at or above the Autocall Redemption Level on the Observation Date that falls 36 months into the term of the Securities. This would constitute an Autocall Redemption Event and the Bank would redeem the Securities on the next succeeding Autocall Redemption Date. The Closing Level is at or above the Coupon Barrier Level on 36 Observation Dates prior to the Autocall Redemption Date.

#### (i) Interest Payments

Digital Payout Events occur on each of the 36 Observation Dates. Therefore, an Interest Payment would be payable for each Interest Period on the applicable Interest Payment Date (including on the Autocall Redemption Date), for total Interest Payments of:

$$\begin{aligned} &\text{Principal Amount of Securities} \times 0.7525\% \text{ per Interest Period} \times 36 \text{ Interest Periods} \\ &\$100.00 \times 0.7525\% \times 36 = \$27.09 \end{aligned}$$

#### (ii) Autocall Redemption Amount

The Autocall Redemption Amount per Security is equal to \$100.00.

Therefore, the total amounts payable per Security from the Issue Date to the Autocall Redemption Date are:

- (a) Total Interest Payments: \$27.09
- (b) Autocall Redemption Amount: \$100.00
- (c) Total amount paid over the term of the Securities: \$127.09

The equivalent annually compounded rate of return in this example is 8.32%.

Initial Estimated Value:

The initial estimated value of the Securities on or about the date of the Pricing Supplement was \$93.76 per Security, which is less than the price to the public and is not an indication of the actual profit to the Bank or its affiliates. The actual value of the Securities at any time will reflect many factors and may be less than this amount. The initial estimated value of the Securities is an estimate only and does not represent a minimum price at which the Bank, RBC DS or any of our affiliates would be willing to purchase the Securities in any secondary market. We describe our determination of the initial estimated value in more detail in the Pricing Supplement.

Information Regarding the Observation Dates, Interest Payment Dates and Autocall Redemption Dates:

Observation Dates	Interest Payment Dates	Autocall Redemption Dates
June 27, 2024	July 3, 2024	-
July 31, 2024	August 6, 2024	-
August 28, 2024	September 3, 2024	-
September 27, 2024	October 3, 2024	-
October 30, 2024	November 4, 2024	-
November 28, 2024	December 3, 2024	-
December 30, 2024	January 3, 2025	-
January 29, 2025	February 3, 2025	-
February 26, 2025	March 3, 2025	-
March 31, 2025	April 3, 2025	-
April 30, 2025	May 5, 2025	-
May 29, 2025	June 3, 2025	June 3, 2025
June 27, 2025	July 3, 2025	-
July 30, 2025	August 5, 2025	-
August 28, 2025	September 3, 2025	September 3, 2025
September 29, 2025	October 3, 2025	-
October 29, 2025	November 3, 2025	-
November 28, 2025	December 3, 2025	December 3, 2025
December 30, 2025	January 5, 2026	-
January 29, 2026	February 3, 2026	-
February 26, 2026	March 3, 2026	March 3, 2026
March 31, 2026	April 6, 2026	-
April 29, 2026	May 4, 2026	-
May 29, 2026	June 3, 2026	June 3, 2026
June 29, 2026	July 3, 2026	-
July 29, 2026	August 4, 2026	-
August 31, 2026	September 3, 2026	September 3, 2026
September 29, 2026	October 5, 2026	-
October 29, 2026	November 3, 2026	-
November 30, 2026	December 3, 2026	December 3, 2026
December 29, 2026	January 4, 2027	-
January 29, 2027	February 3, 2027	-
February 26, 2027	March 3, 2027	March 3, 2027
March 31, 2027	April 5, 2027	-
April 28, 2027	May 3, 2027	-
May 31, 2027	June 3, 2027	June 3, 2027
June 29, 2027	July 5, 2027	-
July 28, 2027	August 3, 2027	-
August 31, 2027	September 3, 2027	September 3, 2027
September 28, 2027	October 4, 2027	-
October 29, 2027	November 3, 2027	-
November 30, 2027	December 3, 2027	December 3, 2027

December 29, 2027	January 4, 2028	-
January 31, 2028	February 3, 2028	-
February 29, 2028	March 3, 2028	March 3, 2028
March 29, 2028	April 3, 2028	-
April 28, 2028	May 3, 2028	-
May 31, 2028	June 5, 2028	June 5, 2028
June 28, 2028	July 4, 2028	-
July 31, 2028	August 3, 2028	-
August 30, 2028	September 5, 2028	September 5, 2028
September 27, 2028	October 3, 2028	-
October 31, 2028	November 3, 2028	-
November 29, 2028	December 4, 2028	December 4, 2028
December 28, 2028	January 3, 2029	-
January 31, 2029	February 5, 2029	-
February 28, 2029	March 5, 2029	March 5, 2029
March 28, 2029	April 3, 2029	-
April 30, 2029	May 3, 2029	-
May 30, 2029	June 4, 2029	June 4, 2029
June 27, 2029	July 3, 2029	-
July 31, 2029	August 3, 2029	-
August 29, 2029	September 4, 2029	September 4, 2029
September 27, 2029	October 3, 2029	-
October 31, 2029	November 5, 2029	-
November 28, 2029	December 3, 2029	December 3, 2029
December 28, 2029	January 3, 2030	-
January 30, 2030	February 4, 2030	-
February 27, 2030	March 4, 2030	March 4, 2030
March 29, 2030	April 3, 2030	-
April 30, 2030	May 3, 2030	-
May 29, 2030	June 3, 2030	June 3, 2030
June 27, 2030	July 3, 2030	-
July 31, 2030	August 6, 2030	-
August 28, 2030	September 3, 2030	September 3, 2030
September 27, 2030	October 3, 2030	-
October 30, 2030	November 4, 2030	-
November 28, 2030	December 3, 2030	December 3, 2030
December 30, 2030	January 3, 2031	-
January 29, 2031	February 3, 2031	-
February 26, 2031	March 3, 2031	March 3, 2031
March 31, 2031	April 3, 2031	-
April 30, 2031	May 5, 2031	-
May 28, 2031	June 2, 2031	-



---

The Underlying Index is calculated and published by Solactive AG (“**Solactive**”), and the name “**Solactive**” is a registered trademark of Solactive. The Underlying Index has been licensed for use by the Bank in connection with the Securities. The Securities are not sponsored, promoted, sold or supported in any other manner by Solactive and Solactive makes no representation or warranty, express or implied, regarding the advisability of investing in securities generally or the Securities in particular. Solactive does not guarantee the accuracy or completeness of the Underlying Index or the Target Index, any data included therein, or any data from which it is derived, nor has any liability for any errors, omissions, or interruptions therein.

All capitalized terms unless otherwise defined have the meanings ascribed to them in the Pricing Supplement.

Clients should evaluate the financial, market, legal, regulatory, credit, tax and accounting risks and consequences of the proposal before entering into any transaction, or purchasing any instrument. Clients should evaluate such risks and consequences independently of Royal Bank of Canada and the Dealers, RBC Dominion Securities Inc. (“**RBC DS**”) and Wellington-Altus Private Wealth Inc., respectively. RBC DS is a wholly-owned subsidiary of the Bank. Consequently, the Bank is a related and connected issuer of RBC DS within the meaning of applicable securities legislation.

The Securities will not constitute deposits insured under the *Canada Deposit Insurance Corporation Act* or any other deposit insurance regime. The Securities are not fixed income securities and are not designed to be alternatives to fixed income or money market instruments.

An investment in the Securities involves risks. None of Royal Bank of Canada, the Dealers or any of their respective affiliates, associates, or any other person or entity guarantees that holders of Securities will receive an amount equal to their original investment in the Securities or guarantees that any return will be paid on the Securities (subject to the minimum amount payable at maturity of \$1.00 per Security) at or prior to maturity of the Securities. See “Risk Factors” in the base shelf prospectus and “Risk Factors” in the Pricing Supplement. Since the Securities are not principal protected and the Principal Amount will be at risk, you could lose substantially all of your investment.

® Registered trademark of Royal Bank of Canada