



Capital
Markets

RBC GLOBAL INVESTMENT SOLUTIONS

RBC Solactive Pfizer AR Index Callable Contingent Yield 15.57% Securities (USD), Series 1350, F-Class Non-Principal Protected Security

7.0 year
term

Performance linked to
the Solactive PFIZER
6.5% AR Index

Potential 15.57%
coupon per annual
period

75.00% protection
barrier level

Callable monthly at
105% of the Initial
Index Level

Subscriptions Close

on or about
May 15, 2024

FUNDSERV

RBC11065

Autocall
Observation Dates

May 19, 2025 and
monthly thereafter

This summary is qualified in its entirety by
a pricing supplement (the “**Pricing
Supplement**”) and the base shelf
prospectus dated March 15, 2024.

www.rbcnotes.com

KEY TERMS

Issuer:	Royal Bank of Canada
Issuer Credit Ratings:	Moody's: Aa1; S&P: AA-; DBRS: AA
Currency:	USD
Minimum Investment:	50 Securities or US\$5,000
Term:	Approximately 7.0 years
Principal at Risk:	The Securities are not principal protected.
Underlying Index:	The return on the Securities is linked to the performance of the Solactive PFIZER 6.5% AR Index (the “ Underlying Index ”). The Underlying Index is an adjusted return index that aims to track the gross total return performance of the Solactive PFIZER GTR Index (the “ Target Index ”), subject to reduction of a synthetic dividend of 6.5 index points per annum calculated daily in arrears (the “ Adjusted Return Factor ”). The only constituent securities in the Target Index are the common shares of Pfizer Inc. (the “ Constituent Securities ” and the “ Constituent Securities Issuer ”, respectively). For the avoidance of doubt, the return on the Securities is linked to the Underlying Index and is not linked to the Target Index or the Constituent Securities. The Closing Level on April 25, 2024 was 67.81. The Adjusted Return Factor divided by the Closing Level was therefore equal to 9.5856% on April 25, 2024. If an Autocall Redemption Event does not occur, over the term of the Securities the sum of the Adjusted Return Factor will be approximately 45.5 index points, representing 67.0992% of the Closing Level on April 25, 2024. For the calculation of the level of the Target Index, any dividends or other distributions paid on the Constituent Securities are assumed to be reinvested on the Constituent Securities. As of April 25, 2024, the annual dividend yield on the Target Index was 6.5321%, representing an aggregate dividend yield of approximately 55.7268% compounded annually over the term of the Securities, on the assumption that the dividend yield remains constant.
Issue Date:	May 22, 2024
Initial Index Level:	The Closing Level on May 16, 2024.
Protection Barrier Level:	75.00% of the Initial Index Level.

A final base shelf prospectus containing important information relating to the securities described in this document has been filed with the securities regulatory authorities in each of the provinces and territories of Canada. A copy of the final base shelf prospectus, any amendment to the final base shelf prospectus and any applicable shelf prospectus supplement that has been filed, is required to be delivered with this document. This document does not provide full disclosure of all material facts relating to the securities offered. Investors should read the final base shelf prospectus, any amendment and any applicable shelf prospectus supplement for disclosure of those facts, especially risk factors relating to the securities offered, before making an investment decision.

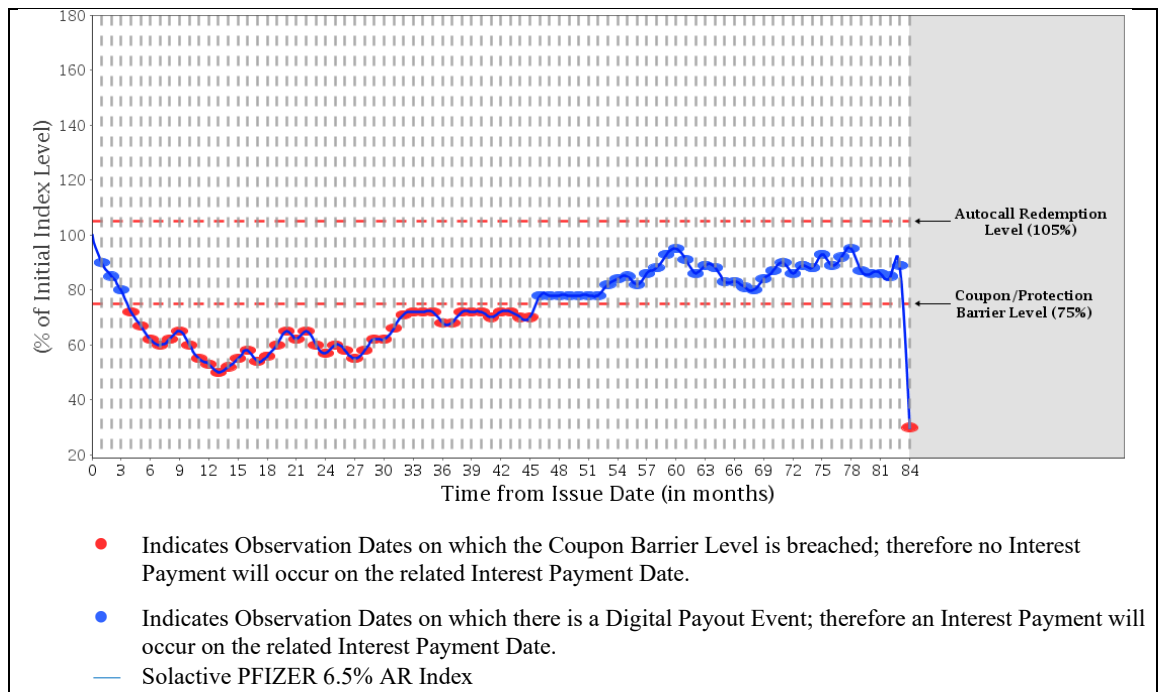
KEY TERMS CONTINUED

Coupon Barrier Level:	75.00% of the Initial Index Level.		
Final Index Level:	The Closing Level on May 16, 2031 (the “ Final Valuation Date ”).		
Closing Level:	The official closing level of the Underlying Index as announced by the Index Sponsor for the relevant date, as determined by the Calculation Agent.		
Maturity Date:	May 21, 2031		
Observation Dates:	The dates set out below under the heading “Observation Dates”, provided that if any Observation Date is not an Exchange Day, such Observation Date will be the next following day that is an Exchange Day, subject to the occurrence of an Extraordinary Event.		
Interest Payment Dates:	The dates set out below under the heading “Interest Payment Dates”, subject to the occurrence of an Extraordinary Event, and provided that (i) the Securities are not redeemed by the Bank as described below and (ii) if any Interest Payment Date is not a Business Day, such Interest Payment Date will be the first following day that is a Business Day. For greater certainty, the final Interest Payment, if any, will be made on the earlier of the Autocall Redemption Date (defined below), if any, and the Maturity Date.		
Interest Payments:	Interest payments, if any, on the Securities will be payable in arrears on each Interest Payment Date at a fixed interest rate of 1.2975% for each monthly period ending on an Interest Payment Date (an “ Interest Period ”) in which a Digital Payout Event occurs. If a Digital Payout Event does not occur on an Observation Date, no interest will be payable for the relevant Interest Period.		
Digital Payout Event:	If the Closing Level is greater than or equal to the Coupon Barrier Level on the relevant Observation Date, a Digital Payout Event will occur.		
Autocall Redemption Event:	If the Closing Level on an Observation Date immediately preceding an Autocall Redemption Date is greater than or equal to 105.00% of the Initial Index Level (the “ Autocall Redemption Level ”), an Autocall Redemption Event will occur. Following the occurrence of an Autocall Redemption Event, the Securities will be redeemed for an amount equal to the Principal Amount thereof (the “ Autocall Redemption Amount ”) on the Autocall Redemption Date. In addition to the Autocall Redemption Amount, an Interest Payment will be paid on the Autocall Redemption Date.		
Autocall Redemption Dates:	The dates set out below under the heading “Autocall Redemption Dates”, subject to the occurrence of an Extraordinary Event and provided that if any Autocall Redemption Date is not a Business Day, such Autocall Redemption Date will be the first following day that is a Business Day.		
Payment at Maturity:	If the Securities have not been previously redeemed, the amount payable on the Maturity Date (the “ Final Redemption Amount ”) for each Security will be: (a) if the Final Index Level is greater than or equal to the Protection Barrier Level, US\$100; or (b) if the Final Index Level is less than the Protection Barrier Level, an amount equal to the Index Return, but in any event not less than US\$1.00.		
Index Return:	$\text{US\$100} \times (X_f / X_i),$ <p>where: “X_f” means the Final Index Level, and “X_i” means the Initial Index Level.</p>		
Constituents of the Target Index:	Target Index	Constituent (shares of)	Ticker
	Solactive PFIZER GTR Index	Pfizer Inc.	NYSE:PFE
Secondary Market:	Fundserv, RBC11065 Generally, to be effective on a Business Day, a redemption request will need to be initiated by 2:00 p.m. (Toronto time) on that Business Day (or such other time as may be established by Fundserv). Any request received after such time will be deemed to be a request sent and received on the next following Business Day.		

Sample Calculations of Final Redemption Amount or Autocall Redemption Amount and Interest Payments:

The following examples show how return on the Securities would be calculated under different scenarios. These examples are included for illustration purposes only. The performance of the Underlying Index used in the examples is not an estimate or forecast of the performance of the Underlying Index or the Securities. The actual performance of the Underlying Index and the Securities will be different from these examples and the differences may be material. All examples assume that a holder of the Securities has purchased Securities with an aggregate Principal Amount of US\$100 and that no Extraordinary Event has occurred. For convenience, each vertical line in the charts below represents both a hypothetical Observation Date and the next succeeding Interest Payment Date. Where applicable, dollar amounts are rounded to the nearest whole cent.

Example #1 — Loss Scenario with Payment on the Maturity Date at Less Than the Principal Amount



In this scenario, the Closing Level is below the Autocall Redemption Level on all Observation Dates, so the Securities would not be redeemed before the Maturity Date. The Closing Level is at or above the Coupon Barrier Level on 41 of the 84 Observation Dates. On the Final Valuation Date, the Final Index Level is below the Protection Barrier Level.

(i) Interest Payments

Digital Payout Events occur on 41 of the 84 Observation Dates. Therefore, an Interest Payment would be payable for 41 Interest Periods on the applicable Interest Payment Date, for total Interest Payments of:

$$\begin{aligned} & \text{Principal Amount of Securities} \times 1.2975\% \text{ per Interest Period} \times 41 \text{ Interest Periods} \\ & \text{US\$100.00} \times 1.2975\% \times 41 = \text{US\$53.20} \end{aligned}$$

(ii) Final Redemption Amount

In this example, the Initial Index Level (X_i) is 67.81 and the Final Index Level (X_f) is 20.34. Therefore, the Final Redemption Amount is as follows:

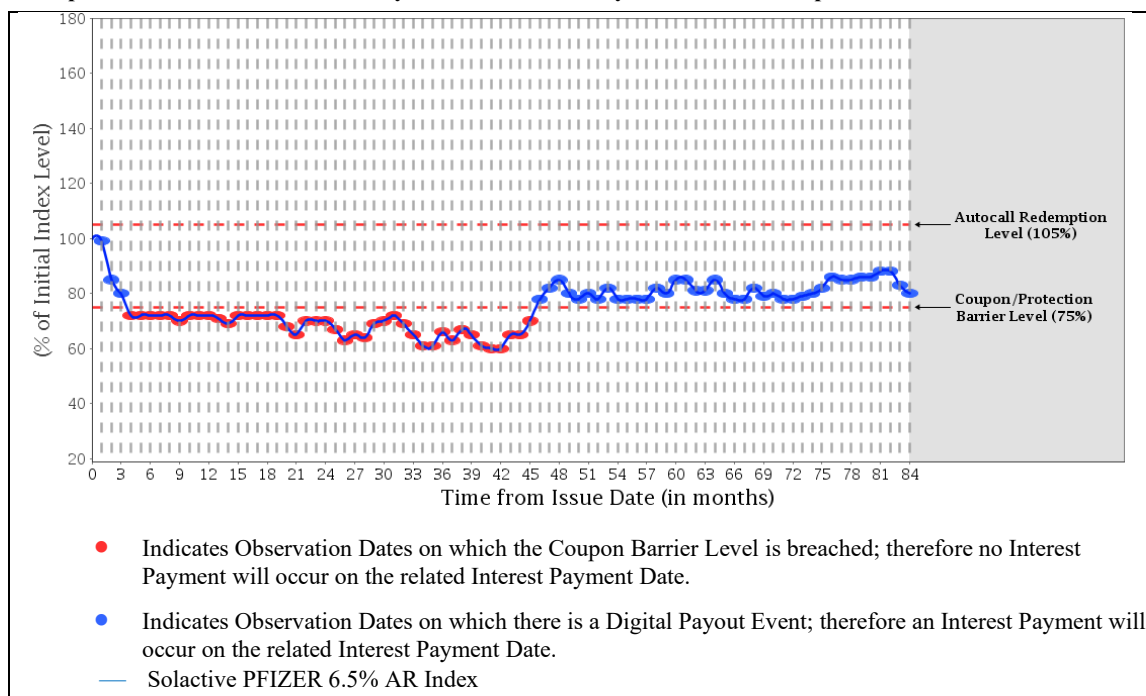
$$\begin{aligned} & \text{US\$100.00} \times (X_f / X_i) \\ & \text{US\$100.00} \times (20.34 / 67.81) = \text{US\$30.00} \end{aligned}$$

Therefore, the total amounts payable per Security from the Issue Date to the Maturity Date are:

- (a) Total Interest Payments: US\$53.20
- (b) Final Redemption Amount: US\$30.00
- (c) Total amount paid over the term of the Securities: US\$83.20

The equivalent annually compounded rate of return in this example is -2.59%.

Example #2 — Gain Scenario with Payment on the Maturity Date at the Principal Amount



In this scenario, the Closing Level is below the Autocall Redemption Level on all Observation Dates so the Securities would not be redeemed before the Maturity Date. The Closing Level is at or above the Coupon Barrier Level on 42 of the 84 Observation Dates. On the Final Valuation Date, the Final Index Level is at or above the Protection Barrier Level.

(i) Interest Payments

Digital Payout Events occur on 42 of the 84 Observation Dates. Therefore, an Interest Payment would be payable for 42 Interest Periods on the applicable Interest Payment Date, for total Interest Payments of:

$$\begin{aligned} &\text{Principal Amount of Securities} \times 1.2975\% \text{ per Interest Period} \times 42 \text{ Interest Periods} \\ &\text{US\$100} \times 1.2975\% \times 42 = \text{US\$54.50} \end{aligned}$$

(ii) Final Redemption Amount

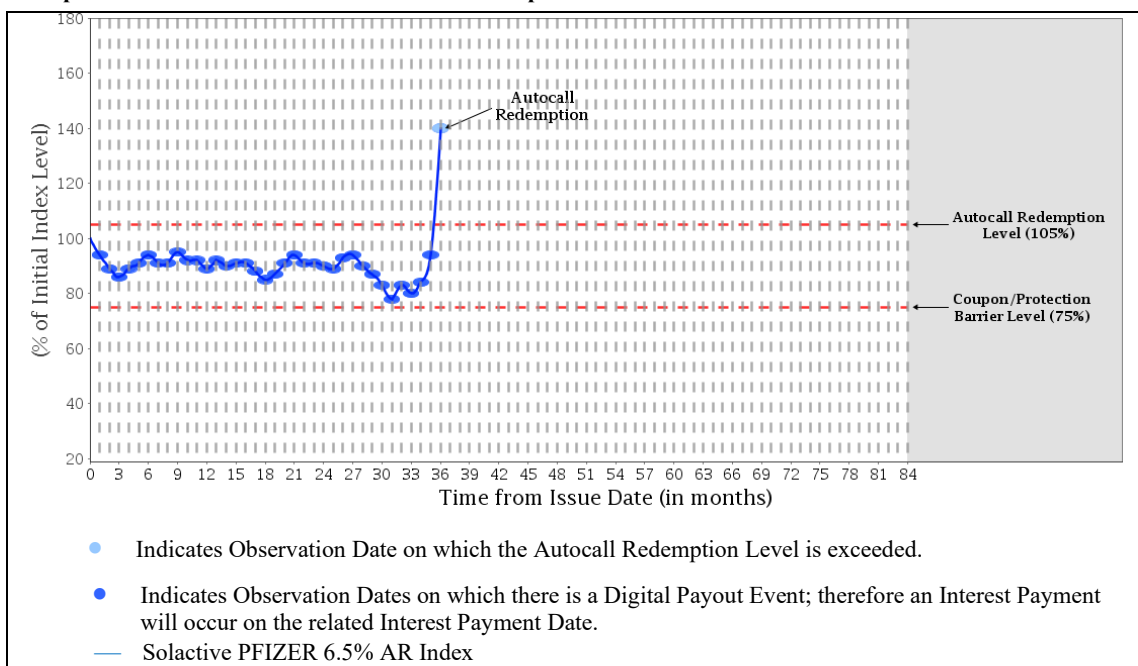
In this example, the Final Index Level is greater than or equal to the Protection Barrier Level. Therefore, the Final Redemption Amount is US\$100.00.

Therefore, the total amounts payable per Security from the Issue Date to the Maturity Date are:

- (a) Total Interest Payments: US\$54.50
- (b) Final Redemption Amount: US\$100.00
- (c) Total amount paid over the term of the Securities: US\$154.50

The equivalent annually compounded rate of return in this example is 6.41%.

Example #3 — Gain Scenario with Autocall Redemption Event



In this scenario, the Closing Level is at or above the Autocall Redemption Level on the Observation Date that falls 36 months into the term of the Securities. This would constitute an Autocall Redemption Event and the Bank would redeem the Securities on the next succeeding Autocall Redemption Date. The Closing Level is at or above the Coupon Barrier Level on 36 Observation Dates prior to the Autocall Redemption Date.

(i) Interest Payments

Digital Payout Events occur on each of the 36 Observation Dates. Therefore, an Interest Payment would be payable for each Interest Period on the applicable Interest Payment Date (including on the Autocall Redemption Date), for total Interest Payments of:

$$\text{Principal Amount of Securities} \times 1.2975\% \text{ per Interest Period} \times 36 \text{ Interest Periods} \\ \text{US\$100} \times 1.2975\% \times 36 = \text{US\$46.71}$$

(ii) Autocall Redemption Amount

The Autocall Redemption Amount per Security is equal to US\$100.00.

Therefore, the total amounts payable per Security from the Issue Date to the Autocall Redemption Date are:

(a) Total Interest Payments: US\$46.71

(b) Autocall Redemption Amount: US\$100.00

(c) Total amount paid over the term of the Securities: US\$146.71

The equivalent annually compounded rate of return in this example is 13.63%.

Initial Estimated Value:

The initial estimated value of the Securities on or about the date of the Pricing Supplement was US\$95.55 per Security, which is less than the price to the public and is not an indication of the actual profit to the Bank or its affiliates. The actual value of the Securities at any time will reflect many factors and may be less than this amount. The initial estimated value of the Securities is an estimate only and does not represent a minimum price at which the Bank, RBC DS or any of our affiliates would be willing to purchase the Securities in any secondary market. We describe our determination of the initial estimated value in more detail in the Pricing Supplement.

Information Regarding the
Observation Dates, Interest
Payment Dates and the
Autocall Redemption Dates:

Observation Dates	Interest Payment Dates	Autocall Redemption Dates
June 18, 2024	June 24, 2024	-
July 17, 2024	July 22, 2024	-
August 19, 2024	August 22, 2024	-
September 18, 2024	September 23, 2024	-
October 17, 2024	October 22, 2024	-
November 19, 2024	November 22, 2024	-
December 18, 2024	December 23, 2024	-
January 16, 2025	January 22, 2025	-
February 19, 2025	February 24, 2025	-
March 19, 2025	March 24, 2025	-
April 16, 2025	April 22, 2025	-
May 19, 2025	May 22, 2025	May 22, 2025
June 17, 2025	June 23, 2025	June 23, 2025
July 17, 2025	July 22, 2025	July 22, 2025
August 19, 2025	August 22, 2025	August 22, 2025
September 17, 2025	September 22, 2025	September 22, 2025
October 17, 2025	October 22, 2025	October 22, 2025
November 19, 2025	November 24, 2025	November 24, 2025
December 17, 2025	December 22, 2025	December 22, 2025
January 16, 2026	January 22, 2026	January 22, 2026
February 18, 2026	February 23, 2026	February 23, 2026
March 18, 2026	March 23, 2026	March 23, 2026
April 17, 2026	April 22, 2026	April 22, 2026
May 19, 2026	May 22, 2026	May 22, 2026
June 16, 2026	June 22, 2026	June 22, 2026
July 17, 2026	July 22, 2026	July 22, 2026
August 19, 2026	August 24, 2026	August 24, 2026
September 17, 2026	September 22, 2026	September 22, 2026
October 19, 2026	October 22, 2026	October 22, 2026
November 18, 2026	November 23, 2026	November 23, 2026
December 17, 2026	December 22, 2026	December 22, 2026
January 19, 2027	January 22, 2027	January 22, 2027
February 17, 2027	February 22, 2027	February 22, 2027

March 17, 2027	March 22, 2027	March 22, 2027
April 19, 2027	April 22, 2027	April 22, 2027
May 19, 2027	May 24, 2027	May 24, 2027
June 16, 2027	June 22, 2027	June 22, 2027
July 19, 2027	July 22, 2027	July 22, 2027
August 18, 2027	August 23, 2027	August 23, 2027
September 17, 2027	September 22, 2027	September 22, 2027
October 19, 2027	October 22, 2027	October 22, 2027
November 17, 2027	November 22, 2027	November 22, 2027
December 17, 2027	December 22, 2027	December 22, 2027
January 19, 2028	January 24, 2028	January 24, 2028
February 16, 2028	February 22, 2028	February 22, 2028
March 17, 2028	March 22, 2028	March 22, 2028
April 19, 2028	April 24, 2028	April 24, 2028
May 17, 2028	May 22, 2028	May 22, 2028
June 16, 2028	June 22, 2028	June 22, 2028
July 19, 2028	July 24, 2028	July 24, 2028
August 17, 2028	August 22, 2028	August 22, 2028
September 19, 2028	September 22, 2028	September 22, 2028
October 18, 2028	October 23, 2028	October 23, 2028
November 17, 2028	November 22, 2028	November 22, 2028
December 19, 2028	December 22, 2028	December 22, 2028
January 17, 2029	January 22, 2029	January 22, 2029
February 16, 2029	February 22, 2029	February 22, 2029
March 19, 2029	March 22, 2029	March 22, 2029
April 18, 2029	April 23, 2029	April 23, 2029
May 17, 2029	May 22, 2029	May 22, 2029
June 18, 2029	June 22, 2029	June 22, 2029
July 18, 2029	July 23, 2029	July 23, 2029
August 17, 2029	August 22, 2029	August 22, 2029
September 19, 2029	September 24, 2029	September 24, 2029
October 17, 2029	October 22, 2029	October 22, 2029
November 19, 2029	November 23, 2029	November 23, 2029
December 19, 2029	December 24, 2029	December 24, 2029
January 16, 2030	January 22, 2030	January 22, 2030
February 19, 2030	February 22, 2030	February 22, 2030
March 19, 2030	March 22, 2030	March 22, 2030
April 16, 2030	April 22, 2030	April 22, 2030
May 17, 2030	May 22, 2030	May 22, 2030

June 18, 2030	June 24, 2030	June 24, 2030
July 17, 2030	July 22, 2030	July 22, 2030
August 19, 2030	August 22, 2030	August 22, 2030
September 18, 2030	September 23, 2030	September 23, 2030
October 17, 2030	October 22, 2030	October 22, 2030
November 19, 2030	November 22, 2030	November 22, 2030
December 18, 2030	December 23, 2030	December 23, 2030
January 16, 2031	January 22, 2031	January 22, 2031
February 19, 2031	February 24, 2031	February 24, 2031
March 19, 2031	March 24, 2031	March 24, 2031
April 17, 2031	April 22, 2031	April 22, 2031
May 16, 2031	May 21, 2031	-

The Underlying Index is calculated and published by Solactive AG (“**Solactive**”), and the name “**Solactive**” is a registered trademark of Solactive. The Underlying Index has been licensed for use by the Bank in connection with the Securities. The Securities are not sponsored, promoted, sold or supported in any other manner by Solactive and Solactive makes no representation or warranty, express or implied, regarding the advisability of investing in securities generally or the Securities in particular. Solactive does not guarantee the accuracy or completeness of the Underlying Index or the Target Index, any data included therein, or any data from which it is derived, nor has any liability for any errors, omissions, or interruptions therein.

All capitalized terms unless otherwise defined have the meanings ascribed to them in the Pricing Supplement.

Clients should evaluate the financial, market, legal, regulatory, credit, tax and accounting risks and consequences of the proposal before entering into any transaction, or purchasing any instrument. Clients should evaluate such risks and consequences independently of Royal Bank of Canada and the Dealers, RBC Dominion Securities Inc. (“**RBC DS**”) and Richardson Wealth Limited, respectively. RBC DS is a wholly-owned subsidiary of the Bank. Consequently, the Bank is a related and connected issuer of RBC DS within the meaning of applicable securities legislation.

The Securities will not constitute deposits insured under the *Canada Deposit Insurance Corporation Act* or any other deposit insurance regime. The Securities are not fixed income securities and are not designed to be alternatives to fixed income or money market instruments.

An investment in the Securities involves risks. None of Royal Bank of Canada, the Dealers or any of their respective affiliates, associates, or any other person or entity guarantees that holders of Securities will receive an amount equal to their original investment in the Securities or guarantees that any return will be paid on the Securities (subject to the minimum amount payable at maturity of US\$1.00 per Security) at or prior to maturity of the Securities. See “Risk Factors” in the base shelf prospectus and “Risk Factors” in the Pricing Supplement. Since the Securities are not principal protected and the Principal Amount will be at risk, you could lose substantially all of your investment.

® Registered trademark of Royal Bank of Canada