



Capital
Markets

RBC GLOBAL INVESTMENT SOLUTIONS

RBC Solactive BCE AR Index Callable Contingent Yield 17.70% Securities (CAD), Series 1298, F-Class Non-Principal Protected Security

7.0 year
term

Performance linked to
the Solactive BCE AR
3.99 Index

Potential 17.7%
coupon per annual
period

80% protection
barrier level

Callable quarterly
at 105% of the
Initial Index Level

Secondary Market

OTC

Autocall
Observation Dates

April 4, 2025 and
quarterly thereafter

This summary is qualified in its entirety by
a pricing supplement (the “**Pricing
Supplement**”) and the base shelf
prospectus dated March 15, 2024.

www.rbcnotes.com

KEY TERMS

| | | | |
|-----------------------------------|--|-------------------------------------|-------------------|
| Issuer: | Royal Bank of Canada | | |
| Issuer Credit Ratings: | Moody's: Aa1; S&P: AA-; DBRS: AA | | |
| Currency: | CAD | | |
| Minimum Investment: | 50 Securities or \$5,000 | | |
| Term: | Approximately 7.0 years | | |
| Principal at Risk: | The Securities are not principal protected. | | |
| Underlying Index: | The return on the Securities is linked to the returns of the Solactive BCE AR 3.99 Index (the “ Underlying Index ”). The Underlying Index is an adjusted return index that aims to track the gross total return performance of the Solactive BCE GTR Index (the “ Target Index ”), subject to reduction of a synthetic dividend of 3.99 index points per annum calculated daily in arrears (the “ Adjusted Return Factor ”). The only constituent securities in the Target Index are the common shares of BCE Inc. (the “ Constituent Securities ” and the “ Constituent Securities Issuer ”, respectively). For the avoidance of doubt, the return on the Securities is linked to the Underlying Index and is not linked to the Target Index or the Constituent Securities. The Closing Level on April 4, 2024 was 45.26. The Adjusted Return Factor divided by the Closing Level was therefore equal to 8.8157% on April 4, 2024. If an Autocall Redemption Event does not occur, over the term of the Securities the sum of the Adjusted Return Factor will be approximately 27.93 index points, representing 61.7101% of the Closing Level on April 4, 2024. For the calculation of the level of the Target Index, any dividends or other distributions paid on the Constituent Securities are assumed to be reinvested on the Constituent Securities. As of April 4, 2024, the annual dividend yield on the Target Index was 8.6782%, representing an aggregate dividend yield of approximately 79.0594% compounded annually over the term of the Securities, on the assumption that the dividend yield remains constant. | | |
| Constituents of the Target Index: | Target Index Solactive BCE GTR Index | Constituent (shares of) BCE Inc. | Ticker TSX:BCE |
| Issue Date: | April 25, 2024 | | |
| Initial Index Level: | The Closing Level as published by the Index Sponsor on April 4, 2024, being 45.26. | | |
| Protection Barrier Level: | 80.00% of the Initial Index Level, being 36.21. | | |

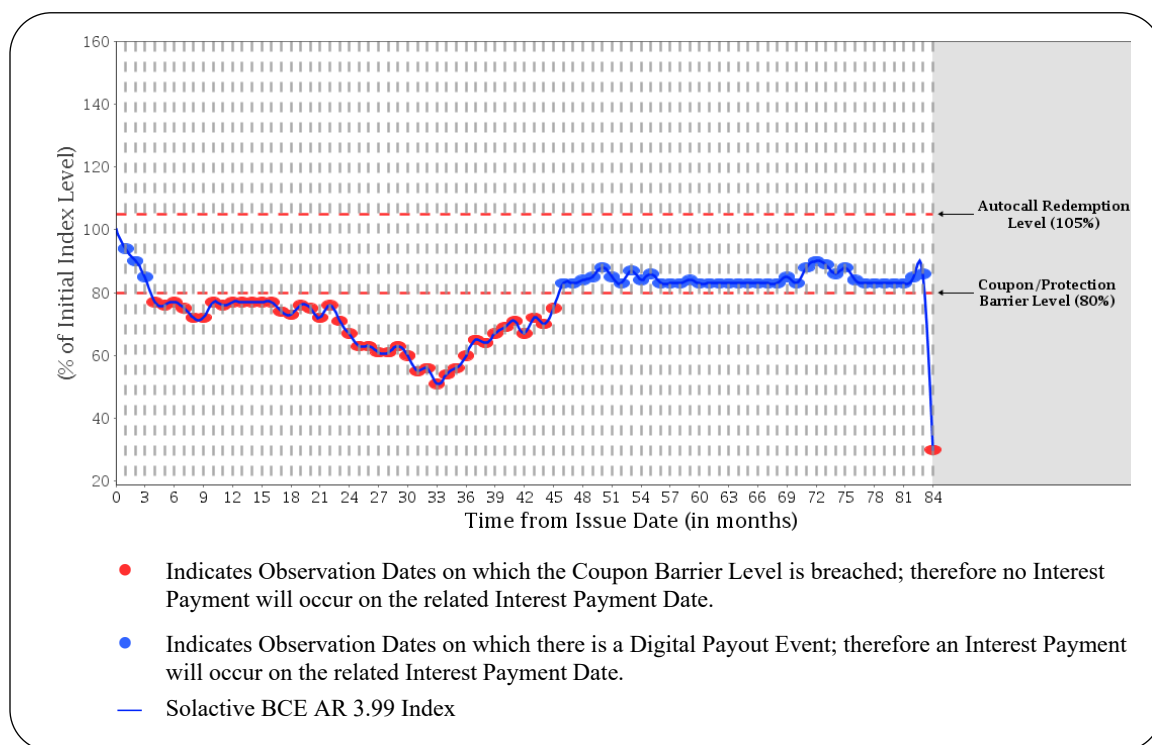
A final base shelf prospectus containing important information relating to the securities described in this document has been filed with the securities regulatory authorities in each of the provinces and territories of Canada. A copy of the final base shelf prospectus, any amendment to the final base shelf prospectus and any applicable shelf prospectus supplement that has been filed, is required to be delivered with this document. This document does not provide full disclosure of all material facts relating to the securities offered. Investors should read the final base shelf prospectus, any amendment and any applicable shelf prospectus supplement for disclosure of those facts, especially risk factors relating to the securities offered, before making an investment decision.

KEY TERMS CONTINUED

| | |
|----------------------------|---|
| Coupon Barrier Level: | 80.00% of the Initial Index Level, being 36.21. |
| Final Index Level: | The Closing Level on April 4, 2031 (the “ Final Valuation Date ”). |
| Closing Level: | The official closing level of the Underlying Index as announced by the Index Sponsor for the relevant date, as determined by the Calculation Agent. |
| Maturity Date: | April 25, 2031 |
| Observation Dates: | The dates set out below under the heading “Observation Dates”, provided that if any Observation Date is not an Exchange Day, such Observation Date will be the next following day that is an Exchange Day, subject to the occurrence of an Extraordinary Event. |
| Interest Payment Dates: | The dates set out below under the heading “Interest Payment Dates”, subject to the occurrence of an Extraordinary Event, and provided that (i) the Securities are not redeemed by the Bank as described below and (ii) if any Interest Payment Date is not a Business Day, such Interest Payment Date will be the first following day that is a Business Day. For greater certainty, the final Interest Payment, if any, will be made on the earlier of the Autocall Redemption Date (defined below), if any, and the Maturity Date. |
| Interest Payments: | <p>Interest payments, if any, on the Securities will be payable in arrears on each Interest Payment Date at a fixed interest rate of 1.4750% for each monthly period ending on an Interest Payment Date (an “Interest Period”) in which a Digital Payout Event occurs.</p> <p>If a Digital Payout Event does not occur on an Observation Date, no interest will be payable for the relevant Interest Period.</p> |
| Digital Payout Event: | If the Closing Level is greater than or equal to the Coupon Barrier Level on the relevant Observation Date, a Digital Payout Event will occur. |
| Autocall Redemption Event: | <p>If the Closing Level on an Observation Date immediately preceding an Autocall Redemption Date is greater than or equal to 105.00% of the Initial Index Level (the “Autocall Redemption Level”), an Autocall Redemption Event will occur.</p> <p>Following the occurrence of an Autocall Redemption Event, the Securities will be redeemed for an amount equal to the Principal Amount thereof (the “Autocall Redemption Amount”) on the Autocall Redemption Date. In addition to the Autocall Redemption Amount, an Interest Payment will be paid on the Autocall Redemption Date.</p> |
| Autocall Redemption Date: | The dates set out below under the heading “Autocall Redemption Dates”, subject to the occurrence of an Extraordinary Event and provided that if any Autocall Redemption Date is not a Business Day, such Autocall Redemption Date will be the first following day that is a Business Day. |
| Payment at Maturity: | <p>If the Securities have not been previously redeemed, the amount payable on the Maturity Date (the “Final Redemption Amount”) for each Security will be:</p> <p>(a) if the Final Index Level is greater than or equal to the Protection Barrier Level, \$100; or</p> <p>(b) if the Final Index Level is less than the Protection Barrier Level, an amount equal to the Index Return, but in any event not less than \$1.00.</p> |
| Index Return: | $\$100 \times (X_f / X_i),$ <p>where:</p> <p>“X_f” means the Final Index Level, and</p> <p>“X_i” means the Initial Index Level.</p> |
| Secondary Market: | OTC |

The following examples show how the return on the Securities would be calculated under different scenarios. These examples are included for illustration purposes only. The performance of the Underlying Index used in the examples is not an estimate or forecast of the performance of the Underlying Index or the Securities. The actual performance of the Underlying Index and the Securities will be different from these examples and the differences may be material. All examples assume that a holder of the Securities has purchased Securities with an aggregate Principal Amount of \$100 and that no Extraordinary Event has occurred. For convenience, each vertical line in the charts below represents both a hypothetical Observation Date and the next succeeding Interest Payment Date. Where applicable, dollar amounts are rounded to the nearest whole cent.

Example #1 — Loss Scenario with Payment on the Maturity Date at Less Than the Principal Amount



In this scenario, the Closing Level is below the Autocall Redemption Level on all Observation Dates, so the Securities would not be redeemed before the Maturity Date. The Closing Level is at or above the Coupon Barrier Level on 41 of the 84 Observation Dates. On the Final Valuation Date, the Final Index Level is below the Protection Barrier Level.

(i) Interest Payments

Digital Payout Events occur on 41 of the 84 Observation Dates. Therefore, an Interest Payment would be payable for 41 Interest Periods on the applicable Interest Payment Date, for total Interest Payments of:

$$\begin{aligned} & \text{Principal Amount of Securities} \times 1.4750\% \text{ per Interest Period} \times 41 \text{ Interest Periods} \\ & \$100.00 \times 1.4750\% \times 41 = \$60.48 \end{aligned}$$

(ii) Final Redemption Amount

In this example, the Initial Index Level (X_i) is 45.26 and the Final Index Level (X_f) is 13.58. Therefore, the Final Redemption Amount is as follows:

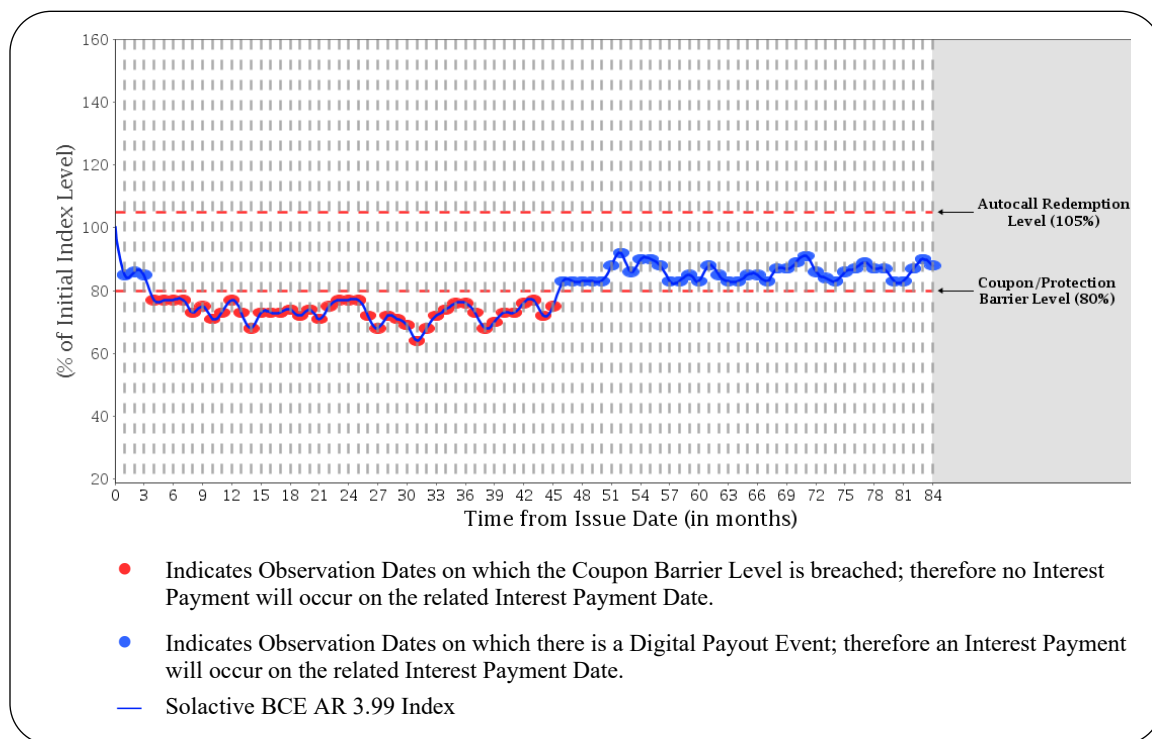
$$\begin{aligned} & \$100.00 \times (X_f / X_i) \\ & \$100.00 \times (13.58 / 45.26) = \$30.00 \end{aligned}$$

Therefore, the total amounts payable per Security from the Issue Date to the Maturity Date are:

- (a) Total Interest Payments: \$60.48
- (b) Final Redemption Amount: \$30.00
- (c) Total amount paid over the term of the Securities: \$90.48

The equivalent annually compounded rate of return in this example is -1.42%.

Example #2 — Gain Scenario with Payment on the Maturity Date at the Principal Amount



In this scenario, the Closing Level is below the Autocall Redemption Level on all Observation Dates so the Securities would not be redeemed before the Maturity Date. The Closing Level is at or above the Coupon Barrier Level on 42 of the 84 Observation Dates. On the Final Valuation Date, the Final Index Level is at or above the Protection Barrier Level.

(i) Interest Payments

Digital Payout Events occur on 42 of the 84 Observation Dates. Therefore, an Interest Payment would be payable for 42 Interest Periods on the applicable Interest Payment Date, for total Interest Payments of:

$$\begin{aligned} &\text{Principal Amount of Securities} \times 1.4750\% \text{ per Interest Period} \times 42 \text{ Interest Periods} \\ &\$100 \times 1.4750\% \times 42 = \$61.95 \end{aligned}$$

(ii) Final Redemption Amount

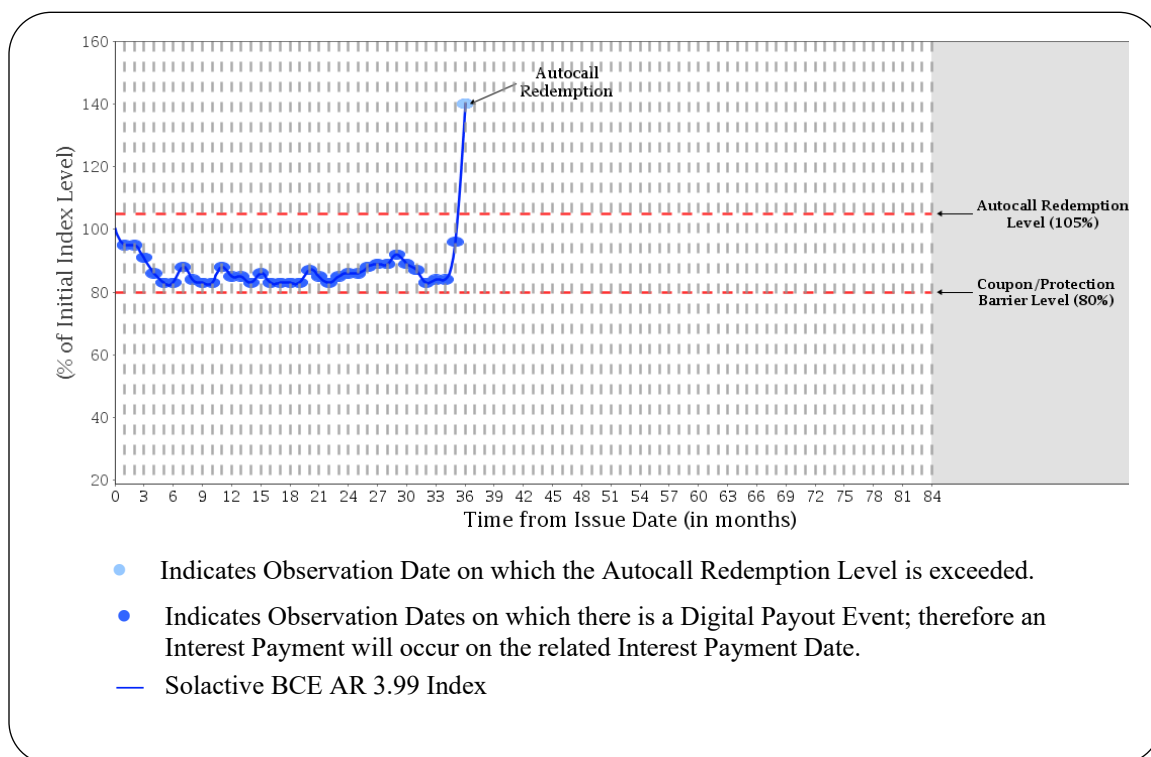
In this example, since the Final Index Level is 38.47, which is above the Protection Barrier Level of 80.00% of the Initial Index Level of 45.26, being 36.21, the Final Redemption Amount per Security is equal to \$100.00.

Therefore, the total amounts payable per Security from the Issue Date to the Maturity Date are:

- (a) Total Interest Payments: \$61.95
- (b) Final Redemption Amount: \$100.00
- (c) Total amount paid over the term of the Securities: \$161.95

The equivalent annually compounded rate of return in this example is 7.13%.

Example #3 — Gain Scenario with Autocall Redemption Event



In this scenario, the Closing Level is at or above the Autocall Redemption Level on the Observation Date that falls 36 months into the term of the Securities. This would constitute an Autocall Redemption Event and the Bank would redeem the Securities on the next succeeding Autocall Redemption Date. The Closing Level is at or above the Coupon Barrier Level on 36 Observation Dates prior to the Autocall Redemption Date.

(i) Interest Payments

Digital Payout Events occur on each of the 36 Observation Dates. Therefore, an Interest Payment would be payable for each Interest Period on the applicable Interest Payment Date (including on the Autocall Redemption Date), for total Interest Payments of:

$$\begin{aligned} &\text{Principal Amount of Securities} \times 1.4750\% \text{ per Interest Period} \times 36 \text{ Interest Periods} \\ &\$100 \times 1.4750\% \times 36 = \$53.10 \end{aligned}$$

(ii) Autocall Redemption Amount

The Autocall Redemption Amount per Security is equal to \$100.00.

Therefore, the total amounts payable per Security from the Issue Date to the Autocall Redemption Date are:

(a) Total Interest Payments: \$53.10

(b) Autocall Redemption Amount: \$100.00

(c) Total amount paid over the term of the Securities: \$153.10

The equivalent annually compounded rate of return in this example is 15.25%.

Initial Estimated Value:

The initial estimated value of the Securities on or about the date of the Pricing Supplement was \$95.29 per Security, which is less than the price to the public and is not an indication of the actual profit to the Bank or its affiliates. The actual value of the Securities at any time will reflect many factors and may be less than this amount. The initial estimated value of the Securities is an estimate only and does not represent a minimum price at which the Bank, RBC DS or any of our affiliates would be willing to purchase the Securities in any secondary market. We describe our determination of the initial estimated value in more detail in the Pricing Supplement.

Information Regarding the Observation Dates, Interest Payment Dates and Autocall Redemption Dates:

| Observation Dates | Interest Payment Dates | Autocall Redemption Dates |
|-------------------|------------------------|---------------------------|
| May 6, 2024 | May 9, 2024 | - |
| June 4, 2024 | June 7, 2024 | - |
| July 4, 2024 | July 9, 2024 | - |
| August 6, 2024 | August 9, 2024 | - |
| September 4, 2024 | September 9, 2024 | - |
| October 4, 2024 | October 9, 2024 | - |
| November 4, 2024 | November 7, 2024 | - |
| December 4, 2024 | December 9, 2024 | - |
| January 6, 2025 | January 9, 2025 | - |
| February 4, 2025 | February 7, 2025 | - |
| March 4, 2025 | March 7, 2025 | - |
| April 4, 2025 | April 9, 2025 | April 9, 2025 |
| May 5, 2025 | May 8, 2025 | - |
| June 4, 2025 | June 9, 2025 | - |
| July 4, 2025 | July 9, 2025 | July 9, 2025 |
| August 5, 2025 | August 8, 2025 | - |
| September 4, 2025 | September 9, 2025 | - |
| October 6, 2025 | October 9, 2025 | October 9, 2025 |
| November 4, 2025 | November 7, 2025 | - |
| December 4, 2025 | December 9, 2025 | - |
| January 5, 2026 | January 8, 2026 | January 8, 2026 |
| February 4, 2026 | February 9, 2026 | - |
| March 4, 2026 | March 9, 2026 | - |
| April 6, 2026 | April 9, 2026 | April 9, 2026 |
| May 4, 2026 | May 7, 2026 | - |
| June 4, 2026 | June 9, 2026 | - |
| July 6, 2026 | July 9, 2026 | July 9, 2026 |
| August 4, 2026 | August 7, 2026 | - |
| September 4, 2026 | September 10, 2026 | - |
| October 5, 2026 | October 8, 2026 | October 8, 2026 |
| November 4, 2026 | November 9, 2026 | - |
| December 4, 2026 | December 9, 2026 | - |
| January 4, 2027 | January 7, 2027 | January 7, 2027 |
| February 4, 2027 | February 9, 2027 | - |
| March 4, 2027 | March 9, 2027 | - |
| April 5, 2027 | April 8, 2027 | April 8, 2027 |
| May 4, 2027 | May 7, 2027 | - |
| June 4, 2027 | June 9, 2027 | - |
| July 5, 2027 | July 8, 2027 | July 8, 2027 |
| August 4, 2027 | August 9, 2027 | - |
| September 7, 2027 | September 10, 2027 | - |
| October 4, 2027 | October 7, 2027 | October 7, 2027 |

| | | |
|-------------------|-------------------|------------------|
| November 4, 2027 | November 9, 2027 | - |
| December 6, 2027 | December 9, 2027 | - |
| January 4, 2028 | January 7, 2028 | January 7, 2028 |
| February 4, 2028 | February 9, 2028 | - |
| March 6, 2028 | March 9, 2028 | - |
| April 4, 2028 | April 7, 2028 | April 7, 2028 |
| May 4, 2028 | May 9, 2028 | - |
| June 5, 2028 | June 8, 2028 | - |
| July 4, 2028 | July 7, 2028 | July 7, 2028 |
| August 4, 2028 | August 10, 2028 | - |
| September 5, 2028 | September 8, 2028 | - |
| October 4, 2028 | October 10, 2028 | October 10, 2028 |
| November 6, 2028 | November 9, 2028 | - |
| December 4, 2028 | December 7, 2028 | - |
| January 4, 2029 | January 9, 2029 | January 9, 2029 |
| February 5, 2029 | February 8, 2029 | - |
| March 5, 2029 | March 8, 2029 | - |
| April 4, 2029 | April 9, 2029 | April 9, 2029 |
| May 4, 2029 | May 9, 2029 | - |
| June 4, 2029 | June 7, 2029 | - |
| July 4, 2029 | July 9, 2029 | July 9, 2029 |
| August 7, 2029 | August 10, 2029 | - |
| September 4, 2029 | September 7, 2029 | - |
| October 4, 2029 | October 10, 2029 | October 10, 2029 |
| November 5, 2029 | November 8, 2029 | - |
| December 4, 2029 | December 7, 2029 | - |
| January 4, 2030 | January 9, 2030 | January 9, 2030 |
| February 4, 2030 | February 7, 2030 | - |
| March 4, 2030 | March 7, 2030 | - |
| April 4, 2030 | April 9, 2030 | April 9, 2030 |
| May 6, 2030 | May 9, 2030 | - |
| June 4, 2030 | June 7, 2030 | - |
| July 4, 2030 | July 9, 2030 | July 9, 2030 |
| August 6, 2030 | August 9, 2030 | - |
| September 4, 2030 | September 9, 2030 | - |
| October 4, 2030 | October 9, 2030 | October 9, 2030 |
| November 4, 2030 | November 7, 2030 | - |
| December 4, 2030 | December 9, 2030 | - |
| January 6, 2031 | January 9, 2031 | January 9, 2031 |
| February 4, 2031 | February 7, 2031 | - |
| March 4, 2031 | March 7, 2031 | - |
| April 4, 2031 | April 25, 2031 | - |

The Underlying Index is calculated and published by Solactive AG (“**Solactive**”), and the name “**Solactive**” is a registered trademark of Solactive. The Underlying Index has been licensed for use by the Bank in connection with the Securities. The Securities are not sponsored, promoted, sold or supported in any other manner by Solactive and Solactive makes no representation or warranty, express or implied, regarding the advisability of investing in securities generally or the Securities in particular. Solactive does not guarantee the accuracy or completeness of the Underlying Index or the Target Index, any data included therein, or any data from which it is derived, nor has any liability for any errors, omissions, or interruptions therein.

All capitalized terms unless otherwise defined have the meanings ascribed to them in the Pricing Supplement.

Clients should evaluate the financial, market, legal, regulatory, credit, tax and accounting risks and consequences of the proposal before entering into any transaction, or purchasing any instrument. Clients should evaluate such risks and consequences independently of Royal Bank of Canada and the Dealers, RBC Dominion Securities Inc. (“**RBC DS**”) and Raymond James Ltd., respectively. RBC DS is a wholly-owned subsidiary of the Bank. Consequently, the Bank is a related and connected issuer of RBC DS within the meaning of applicable securities legislation.

The Securities will not constitute deposits insured under the *Canada Deposit Insurance Corporation Act* or any other deposit insurance regime. The Securities are not fixed income securities and are not designed to be alternatives to fixed income or money market instruments.

An investment in the Securities involves risks. None of Royal Bank of Canada, the Dealers or any of their respective affiliates, associates, or any other person or entity guarantees that holders of Securities will receive an amount equal to their original investment in the Securities or guarantees that any return will be paid on the Securities (subject to the minimum amount payable at maturity of \$1.00 per Security) at or prior to maturity of the Securities. See “Risk Factors” in the base shelf prospectus and “Risk Factors” in the Pricing Supplement. Since the Securities are not principal protected and the Principal Amount will be at risk, you could lose substantially all of your investment.

® Registered trademark of Royal Bank of Canada