



Capital
Markets

RBC GLOBAL INVESTMENT SOLUTIONS

RBC Solactive Canada Telecommunications 145 AR Index Callable Contingent Yield 10.02% Securities (CAD), Series 1278 Non-Principal Protected Security

7.0 year
term

Performance linked to
the Solactive Canada
Telecommunications
145 AR Index

Potential 10.02%
coupon per annual
period

75% protection
barrier of Initial Index
Level

Callable semi-
annually at 100% of
Initial Index Level

Subscriptions
Close

on or about
April 24, 2024

FUNDSEV

RBC10961

Autocall
Observation Dates

April 28, 2025 and
semi-annually
thereafter

This summary is qualified in its entirety by
a pricing supplement (the "Pricing
Supplement") and the base shelf
prospectus dated March 15, 2024.

www.rbcnotes.com

KEY TERMS

Issuer:	Royal Bank of Canada
Issuer Credit Ratings:	Moody's: Aa1; S&P: AA-; DBRS: AA
Currency:	CAD
Minimum Investment:	50 Securities or \$5,000
Term:	Approximately 7.0 years
Principal at Risk:	The Securities are not principal protected.
Underlying Index:	The return on the Securities is linked to the performance of the Solactive Canada Telecommunications 145 AR Index (the "Underlying Index"). The Underlying Index is an adjusted return index that aims to track the gross total return performance of the Solactive Canada Telecommunications Index TR (the "Target Index"), subject to reduction of a synthetic dividend of 145 index points per annum calculated daily in arrears (the "Adjusted Return Factor"). For the avoidance of doubt, the return on the Securities is linked to the Underlying Index and is not linked to the Target Index. The Closing Level on March 28, 2024 was 2,543.16. The Adjusted Return Factor divided by the Closing Level was therefore equal to 5.7016% on March 28, 2024. If an Autocall Redemption Event does not occur, over the term of the Securities the sum of the Adjusted Return Factor will be approximately 1,015 index points, representing 39.9110% of the Closing Level on March 28, 2024. For the calculation of the level of the Target Index, any dividends or other distributions paid on the constituent securities of the Target Index are assumed to be reinvested across all of the constituent securities of the Target Index. As of March 28, 2024, the annual dividend yield on the Target Index was 6.0539%, representing an aggregate dividend yield of approximately 50.8991% compounded annually over the term of the Securities, on the assumption that the dividend yield remains constant.
Issue Date:	May 1, 2024
Initial Index Level:	The Closing Level on April 25, 2024.
Protection Barrier Level:	75.00% of the Initial Index Level.

A final base shelf prospectus containing important information relating to the securities described in this document has been filed with the securities regulatory authorities in each of the provinces and territories of Canada. A copy of the final base shelf prospectus, any amendment to the final base shelf prospectus and any applicable shelf prospectus supplement that has been filed, is required to be delivered with this document. This document does not provide full disclosure of all material facts relating to the securities offered. Investors should read the final base shelf prospectus, any amendment and any applicable shelf prospectus supplement for disclosure of those facts, especially risk factors relating to the securities offered, before making an investment decision.

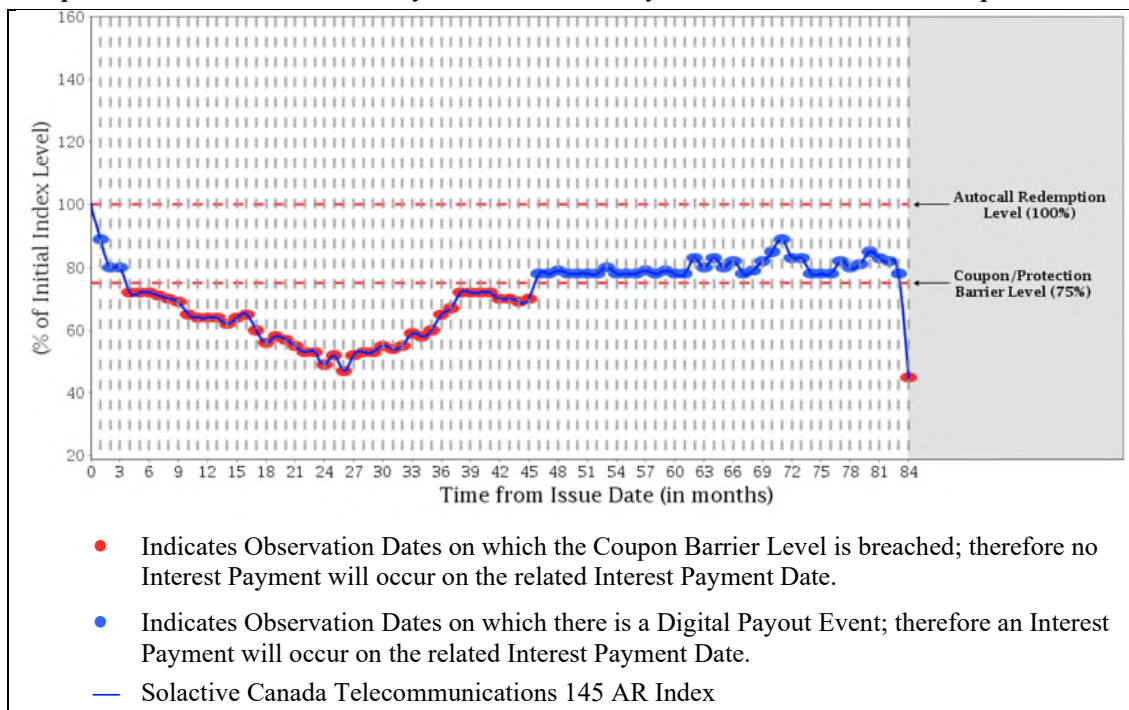
KEY TERMS CONTINUED

Coupon Barrier Level:	75.00% of the Initial Index Level.															
Final Index Level:	The Closing Level on April 25, 2031 (the “ Final Valuation Date ”).															
Closing Level:	The official closing level of the Underlying Index as announced by the Index Sponsor for the relevant date, as determined by the Calculation Agent.															
Maturity Date:	April 30, 2031															
Observation Dates:	The dates set out below under the heading “Observation Dates”, provided that if any Observation Date is not an Exchange Day, such Observation Date will be the next following day that is an Exchange Day, subject to the occurrence of an Extraordinary Event.															
Interest Payment Dates:	The dates set out below under the heading “Interest Payment Dates”, subject to the occurrence of an Extraordinary Event, and provided that (i) the Securities are not redeemed by the Bank as described below and (ii) if any Interest Payment Date is not a Business Day, such Interest Payment Date will be the first following day that is a Business Day. For greater certainty, the final Interest Payment, if any, will be made on the earlier of the Autocall Redemption Date (defined below), if any, and the Maturity Date.															
Interest Payments:	Interest payments, if any, on the Securities will be payable in arrears on each Interest Payment Date at a fixed interest rate of 0.8350% for each monthly period ending on an Interest Payment Date (an “ Interest Period ”) in which a Digital Payout Event occurs. If a Digital Payout Event does not occur on an Observation Date, no interest will be payable for the relevant Interest Period.															
Digital Payout Event:	If the Closing Level is greater than or equal to the Coupon Barrier Level on the relevant Observation Date, a Digital Payout Event will occur.															
Autocall Redemption Event:	If the Closing Level on an Observation Date immediately preceding an Autocall Redemption Date is greater than or equal to 100.00% of the Initial Index Level (the “ Autocall Redemption Level ”), an Autocall Redemption Event will occur. Following the occurrence of an Autocall Redemption Event, the Securities will be redeemed for an amount equal to the Principal Amount thereof (the “ Autocall Redemption Amount ”) on the Autocall Redemption Date.															
Autocall Redemption Date:	The dates set out below under the heading “Autocall Redemption Dates”, subject to the occurrence of an Extraordinary Event and provided that if any Autocall Redemption Date is not a Business Day, such Autocall Redemption Date will be the first following day that is a Business Day.															
Payment at Maturity:	If the Securities have not been previously redeemed, the amount payable on the Maturity Date (the “ Final Redemption Amount ”) for each Security will be: (a) if the Final Index Level is greater than or equal to the Protection Barrier Level, \$100; or (b) if the Final Index Level is less than the Protection Barrier Level, an amount equal to the Index Return, but in any event not less than \$1.00.															
Index Return:	$\$100 \times (X_f / X_i)$ <p>where: “X_f” means the Final Index Level, and “X_i” means the Initial Index Level.</p>															
Secondary Market:	Fundserv, RBC10961 Generally, to be effective on a Business Day, a redemption request will need to be initiated by 2:00 p.m. (Toronto time) on that Business Day (or such other time as may be established by Fundserv). Any request received after such time will be deemed to be a request sent and received on the next following Business Day.															
Constituents of the Target Index:	<table border="1"> <thead> <tr> <th>Target Index</th> <th>Constituent (shares of)</th> <th>Ticker</th> </tr> </thead> <tbody> <tr> <td></td> <td>BCE Inc.</td> <td>TSE: BCE</td> </tr> <tr> <td>Solactive Canada</td> <td>Quebecor Inc.</td> <td>TSE: QBR.B</td> </tr> <tr> <td>Telecommunications Index TR</td> <td>Rogers Communications Inc.</td> <td>TSE: RCLB</td> </tr> <tr> <td></td> <td>Telus Corporation</td> <td>TSE: T</td> </tr> </tbody> </table>	Target Index	Constituent (shares of)	Ticker		BCE Inc.	TSE: BCE	Solactive Canada	Quebecor Inc.	TSE: QBR.B	Telecommunications Index TR	Rogers Communications Inc.	TSE: RCLB		Telus Corporation	TSE: T
Target Index	Constituent (shares of)	Ticker														
	BCE Inc.	TSE: BCE														
Solactive Canada	Quebecor Inc.	TSE: QBR.B														
Telecommunications Index TR	Rogers Communications Inc.	TSE: RCLB														
	Telus Corporation	TSE: T														
Early Trading Charge Schedule:	<table border="1"> <thead> <tr> <th>If Sold Within the Following No. of Days from the Issue Date</th> <th>Early Trading Charge (% of Principal Amount)</th> </tr> </thead> <tbody> <tr> <td>1 - 45 days</td> <td>3.00%</td> </tr> <tr> <td>46 - 90 days</td> <td>2.75%</td> </tr> </tbody> </table>	If Sold Within the Following No. of Days from the Issue Date	Early Trading Charge (% of Principal Amount)	1 - 45 days	3.00%	46 - 90 days	2.75%									
If Sold Within the Following No. of Days from the Issue Date	Early Trading Charge (% of Principal Amount)															
1 - 45 days	3.00%															
46 - 90 days	2.75%															

	91 - 135 days	2.50%
	136 - 180 days	2.00%
	181 - 225 days	1.50%
	226 - 270 days	1.00%
	Thereafter	Nil

The following examples show how return on the Securities would be calculated under different scenarios. These examples are included for illustration purposes only. The performance of the Underlying Index used in the examples is not an estimate or forecast of the performance of the Underlying Index or the Securities. The actual performance of the Underlying Index and the Securities will be different from these examples and the differences may be material. All examples assume that a holder of the Securities has purchased Securities with an aggregate Principal Amount of \$100 and that no Extraordinary Event has occurred. For convenience, each vertical line in the charts below represents both a hypothetical Observation Date and the next succeeding Interest Payment Date. Where applicable, dollar amounts are rounded to the nearest whole cent.

Example #1 — Loss Scenario with Payment on the Maturity Date at Less Than the Principal Amount



In this scenario, the Closing Level is below the Autocall Redemption Level on all Observation Dates so the Securities would not be redeemed before the Maturity Date. The Closing Level is at or above the Coupon Barrier Level on 41 of the 84 Observation Dates. On the Final Valuation Date, the Final Index Level is below the Protection Barrier Level.

(i) Interest Payments

Digital Payout Events occur on 41 of the 84 Observation Dates. Therefore, an Interest Payment would be payable for 41 Interest Periods on the applicable Interest Payment Date, for total Interest Payments of:

$$\text{Principal Amount of Securities} \times 0.8350\% \text{ per Interest Period} \times 41 \text{ Interest Periods}$$

$$\$100.00 \times 0.8350\% \times 41 = \$34.24$$

(ii) Final Redemption Amount

In this example, the Initial Index Level (X_i) is 2,543.16 and the Final Index Level (X_f) is 1,144.42. Therefore, the Final Redemption Amount is as follows:

$$\$100.00 \times (X_f / X_i)$$

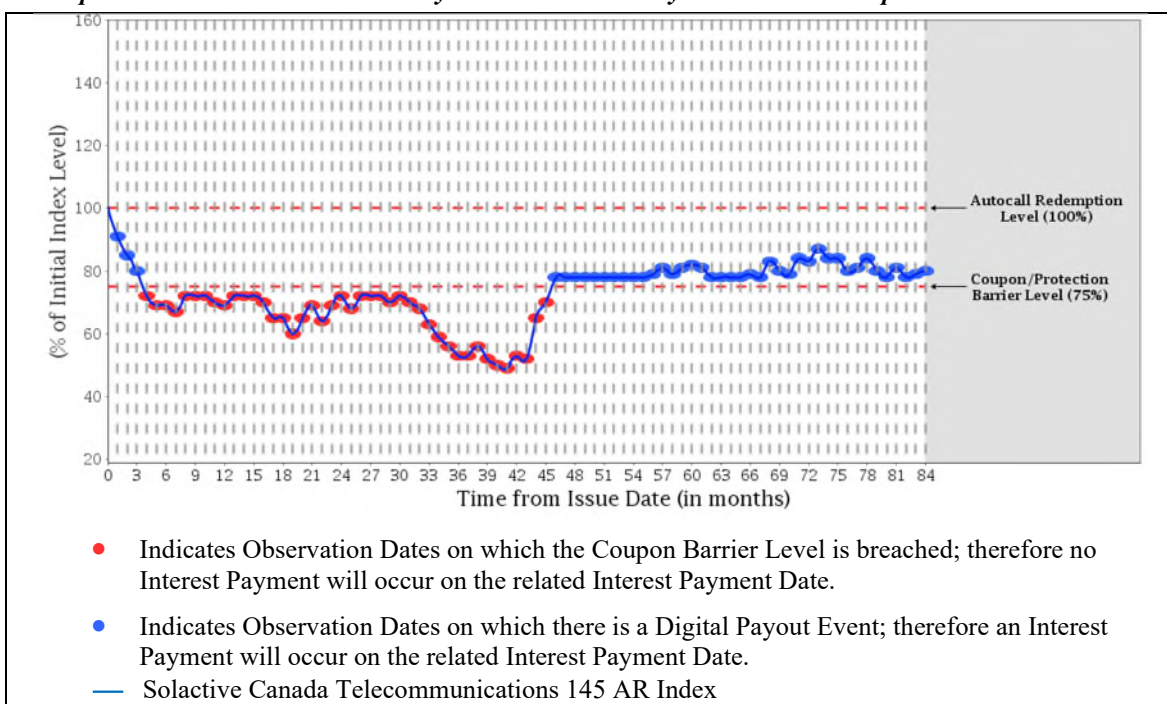
$$\$100.00 \times (1,144.42 / 2,543.16) = \$45.00$$

Therefore, the total amounts payable per Security from the Issue Date to the Maturity Date are:

- (a) Total Interest Payments: \$34.24
- (b) Final Redemption Amount: \$45.00
- (c) Total amount paid over the term of the Securities: \$79.24

The equivalent annually compounded rate of return in this example is -3.27%.

Example #2 — Gain Scenario with Payment on the Maturity Date at the Principal Amount



In this scenario, the Closing Level is below the Autocall Redemption Level on all Observation Dates so the Securities would not be redeemed before the Maturity Date. The Closing Level is at or above the Coupon Barrier Level on 42 of the 84 Observation Dates. On the Final Valuation Date, the Final Index Level is at or above the Protection Barrier Level and below the Autocall Redemption Level.

(i) Interest Payments

Digital Payout Events occur on 42 of the 84 Observation Dates. Therefore, an Interest Payment would be payable for 42 Interest Periods on the applicable Interest Payment Date, for total Interest Payments of:

$$\text{Principal Amount of Securities} \times 0.8350\% \text{ per Interest Period} \times 42 \text{ Interest Periods}$$

$$\$100 \times 0.8350\% \times 42 = \$35.07$$

(ii) Final Redemption Amount

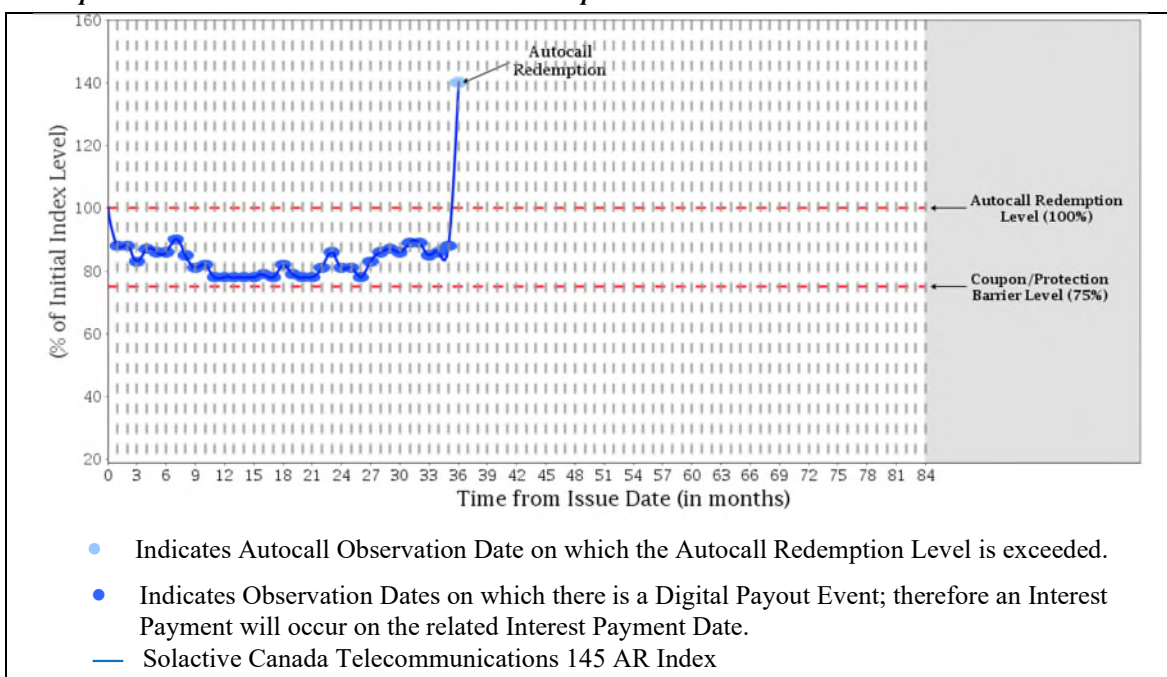
In this example, the Final Index Level is greater than or equal to the Protection Barrier Level. Therefore, the Final Redemption Amount is \$100.00.

Therefore, the total amounts payable per Security from the Issue Date to the Maturity Date are:

- (a) Total Interest Payments: \$35.07
- (b) Final Redemption Amount: \$100.00
- (c) Total amount paid over the term of the Securities: \$135.07

The equivalent annually compounded rate of return in this example is 4.39%.

Example #3 — Gain Scenario with Autocall Redemption Event



In this scenario, the Closing Level is at or above the Autocall Redemption Level on the Autocall Observation Date that falls 36 months into the term of the Securities. This would constitute an Autocall Redemption Event and the Bank would redeem the Securities on the next succeeding Autocall Redemption Date. The Closing Level is at or above the Coupon Barrier Level on 36 Observation Dates prior to the Autocall Redemption Date.

(i) Interest Payments

Digital Payout Events occur on each of the 36 Observation Dates. Therefore, an Interest Payment would be payable for each Interest Period on the applicable Interest Payment Date (including on the Autocall Redemption Date), for total Interest Payments of:

$$\text{Principal Amount of Securities} \times 0.8350\% \text{ per Interest Period} \times 36 \text{ Interest Periods}$$

$$\$100 \times 0.8350\% \times 36 = \$30.06$$

(ii) Autocall Redemption Amount

The Autocall Redemption Amount per Security is equal to \$100.00.

Therefore, the total amounts payable per Security from the Issue Date to the Autocall Redemption Date are:

- (a) Total Interest Payments: \$30.06
- (b) Autocall Redemption Amount: \$100.00
- (c) Total amount paid over the term of the Securities: \$130.06

The equivalent annually compounded rate of return in this example is 9.16%.

Initial Estimated Value:

The initial estimated value of the Securities on or about the date of the Pricing Supplement was \$94.40 per Security, which is less than the price to the public and is not an indication of the actual profit to the Bank or its affiliates. The actual value of the Securities at any time will reflect many factors and may be less than this amount. The initial estimated value of the Securities is an estimate only and does not represent a minimum price at which the Bank, RBC DS or any of our affiliates would be willing to purchase the Securities in any secondary market. We describe our determination of the initial estimated value in more detail in the Pricing Supplement.

Information Regarding the Observation Dates, Interest Payment Dates and the Autocall Redemption Dates:

Observation Dates	Interest Payment Dates	Autocall Redemption Dates
May 29, 2024	June 3, 2024	-
June 26, 2024	July 2, 2024	-
July 29, 2024	August 1, 2024	-
August 28, 2024	September 3, 2024	-
September 25, 2024	October 1, 2024	-
October 29, 2024	November 1, 2024	-
November 27, 2024	December 2, 2024	-
December 27, 2024	January 2, 2025	-
January 29, 2025	February 3, 2025	-
February 26, 2025	March 3, 2025	-
March 27, 2025	April 1, 2025	-
April 28, 2025	May 1, 2025	May 1, 2025
May 28, 2025	June 2, 2025	-
June 26, 2025	July 2, 2025	-
July 29, 2025	August 1, 2025	-
August 27, 2025	September 2, 2025	-
September 25, 2025	October 1, 2025	-
October 29, 2025	November 3, 2025	November 3, 2025
November 26, 2025	December 1, 2025	-
December 29, 2025	January 2, 2026	-
January 28, 2026	February 2, 2026	-
February 25, 2026	March 2, 2026	-
March 27, 2026	April 1, 2026	-
April 28, 2026	May 1, 2026	May 1, 2026
May 27, 2026	June 1, 2026	-
June 26, 2026	July 2, 2026	-
July 29, 2026	August 4, 2026	-
August 27, 2026	September 1, 2026	-
September 25, 2026	October 1, 2026	-
October 28, 2026	November 2, 2026	November 2, 2026
November 26, 2026	December 1, 2026	-
December 29, 2026	January 4, 2027	-
January 27, 2027	February 1, 2027	-
February 24, 2027	March 1, 2027	-
March 29, 2027	April 1, 2027	-
April 28, 2027	May 3, 2027	May 3, 2027
May 27, 2027	June 1, 2027	-
June 28, 2027	July 2, 2027	-



July 28, 2027	August 3, 2027	-
August 27, 2027	September 1, 2027	-
September 27, 2027	October 1, 2027	-
October 27, 2027	November 1, 2027	November 1, 2027
November 26, 2027	December 1, 2027	-
December 29, 2027	January 4, 2028	-
January 27, 2028	February 1, 2028	-
February 25, 2028	March 1, 2028	-
March 29, 2028	April 3, 2028	-
April 26, 2028	May 1, 2028	May 1, 2028
May 29, 2028	June 1, 2028	-
June 28, 2028	July 4, 2028	-
July 27, 2028	August 1, 2028	-
August 29, 2028	September 1, 2028	-
September 27, 2028	October 3, 2028	-
October 27, 2028	November 1, 2028	November 1, 2028
November 28, 2028	December 1, 2028	-
December 27, 2028	January 2, 2029	-
January 29, 2029	February 1, 2029	-
February 26, 2029	March 1, 2029	-
March 27, 2029	April 2, 2029	-
April 26, 2029	May 1, 2029	May 1, 2029
May 29, 2029	June 1, 2029	-
June 27, 2029	July 3, 2029	-
July 27, 2029	August 1, 2029	-
August 29, 2029	September 4, 2029	-
September 26, 2029	October 2, 2029	-
October 29, 2029	November 1, 2029	November 1, 2029
November 28, 2029	December 3, 2029	-
December 27, 2029	January 2, 2030	-
January 29, 2030	February 1, 2030	-
February 26, 2030	March 1, 2030	-
March 27, 2030	April 1, 2030	-
April 26, 2030	May 1, 2030	May 1, 2030
May 29, 2030	June 3, 2030	-
June 26, 2030	July 2, 2030	-
July 29, 2030	August 1, 2030	-
August 28, 2030	September 3, 2030	-
September 25, 2030	October 1, 2030	-
October 29, 2030	November 1, 2030	November 1, 2030
November 27, 2030	December 2, 2030	-
December 27, 2030	January 2, 2031	-
January 29, 2031	February 3, 2031	-
February 26, 2031	March 3, 2031	-

March 27, 2031

April 1, 2031

-

April 25, 2031

April 30, 2031

-

The Underlying Index is calculated and published by Solactive AG (“**Solactive**”), and the name “**Solactive**” is a registered trademark of Solactive. The Underlying Index has been licensed for use by the Bank in connection with the Securities. The Securities are not sponsored, promoted, sold or supported in any other manner by Solactive and Solactive makes no representation or warranty, express or implied, regarding the advisability of investing in securities generally or the Securities in particular. Solactive does not guarantee the accuracy or completeness of the Underlying Index or the Target Index, any data included therein, or any data from which it is derived, nor has any liability for any errors, omissions, or interruptions therein.

All capitalized terms unless otherwise defined have the meanings ascribed to them in the Pricing Supplement.

Clients should evaluate the financial, market, legal, regulatory, credit, tax and accounting risks and consequences of the proposal before entering into any transaction, or purchasing any instrument. Clients should evaluate such risks and consequences independently of Royal Bank of Canada and the Dealers, RBC Dominion Securities Inc. (“**RBC DS**”) and Richardson Wealth Limited, respectively. RBC DS is a wholly-owned subsidiary of the Bank. Consequently, the Bank is a related and connected issuer of RBC DS within the meaning of applicable securities legislation.

The Securities will not constitute deposits insured under the *Canada Deposit Insurance Corporation Act* or any other deposit insurance regime. The Securities are not fixed income securities and are not designed to be alternatives to fixed income or money market instruments.

An investment in the Securities involves risks. None of Royal Bank of Canada, the Dealers or any of their respective affiliates, associates, or any other person or entity guarantees that holders of Securities will receive an amount equal to their original investment in the Securities or guarantees that any return will be paid on the Securities (subject to the minimum amount payable at maturity of \$1.00 per Security) at or prior to maturity of the Securities. See “Risk Factors” in the base shelf prospectus and “Risk Factors” in the Pricing Supplement. Since the Securities are not principal protected and the Principal Amount will be at risk, you could lose substantially all of your investment.

® Registered trademark of Royal Bank of Canada

