



FOR THE INFORMATION OF INVESTORS IN OUTSTANDING RBC TEAM ROC YIELD SECURITIES ONLY

Investment Objective:

The RBC Tactical Equity Allocation Model (TEAM) RoC Yield Securities are designed to provide investors with “long” exposure to a notional portfolio of Canadian large-cap stocks selected using RBC’s proprietary 8-factor quantitative model (the “Model”) with the ability to allocate to fixed income investments based on the trend of the S&P/TSX Composite Index (the “Index”, excluding income trusts and the Bank). The goal of this strategy is to be exposed to the shares selected by the Model when the trend is positive for the equity markets and to reduce or eliminate equity exposure as the trend for the equity markets becomes negative.

Tax Deferred:

Quarterly Partial Principal Repayments equal to dividend yield on portion allocated to Equity Investment.  
No taxable event until maturity or disposition. No tax as a result of Portfolio changes or rebalancing.

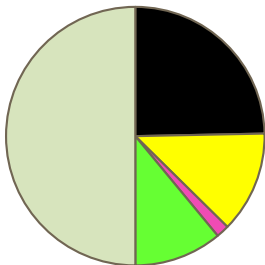
Benchmark:

S&P/TSX Composite Index

Asset Class:

Canadian equity

PORTFOLIO ALLOCATION



- Energy 24.68%
- Materials 12.70%
- Consumer Discretionary 1.62%
- Financials 10.99%
- Fixed Income Investment 50.00%

This fact sheet is qualified in its entirety by a pricing supplement (the “Pricing Supplement”), the base shelf prospectus dated January 30, 2018, January 21, 2016 or December 20, 2013, the program prospectus supplement dated January 30, 2018, January 22, 2016, as supplemented August 31, 2017, or December 23, 2013, as amended and restated on November 2, 2015, and the product prospectus supplement dated January 30, 2018, January 22, 2016, as supplemented August 31, 2017, or December 23, 2013 in respect of Equity, Unit and Debt Linked securities.

A final base shelf prospectus containing important information relating to the securities described in this document has been filed with the securities regulatory authorities in each of the provinces and territories of Canada.

This document does not provide full disclosure of all material facts relating to the securities offered. Investors should read the final base shelf prospectus, any amendment and any applicable shelf prospectus supplement for disclosure of those facts, especially risk factors relating to the securities offered, before making an investment decision.

JUNE 2022 EQUITY INVESTMENT

Sector	Symbol	Company	Weight	Rank	Dividend Yield (%)
Energy	VET	Vermilion Energy Inc.	4.13%	1	0.88
	CPG	Crescent Point Energy Corp.	4.93%	3	2.32
	SU	Suncor Energy Inc.	4.73%	4	3.69
	WCP	Whitecap Resources Inc.	4.23%	5	3.20
	CNQ	Canadian Natural Resources Ltd.	4.05%	6	3.58
	CVE	Cenovus Energy Inc.	5.36%	7	1.43
	TOU	Tourmaline Oil Corp.	4.95%	11	7.68
	IMO	Imperial Oil Ltd.	4.27%	12	1.95
	ARX	ARC Resources Ltd.	4.45%	13	2.10
	ERF	Enerplus Corp.	4.78%	14	1.17
	KEY	Keyera Corp.	3.49%	16	5.70
	Materials	TECK.B	Teck Resources Ltd.	3.94%	2
NTR		Nutrien Ltd.	3.43%	8	2.02
WFG		West Fraser Timber Co. Ltd.	4.35%	9	1.08
MX		Methanex Corp.	3.54%	10	1.20
LUN		Lundin Mining Corp.	3.31%	15	3.20
FM		First Quantum Minerals Ltd.	3.53%	17	0.03
YRI		Yamana Gold Inc.	3.31%	23	2.29
Consumer Discretionary	GIL	Gildan Activewear Inc.	3.25%	41	2.18
Financials	FFH	Fairfax Financial Holdings Ltd.	3.68%	18	1.78
	NA	National Bank of Canada	3.82%	25	3.79
	BNS	The Bank of Nova Scotia	3.59%	27	4.80
	BMO	Bank of Montreal	3.53%	36	4.04
	IFC	Intact Financial Corp.	3.75%	38	2.19
	TD	The Toronto-Dominion Bank	3.62%	45	3.68

Indicated dividend yield on the Underlying Equity Securities as of May 31, 2022 was 2.68%.

As of May 31, 2022, the Portfolio was allocated equally between a Fixed Income Investment and an Equity Investment. Partial Principal Repayments are only calculated during those months that have an Equity Investment allocation and only to the extent of the portion of the Portfolio allocated to the Equity Investment.

Portfolio Deletion		
CM	Canadian Imperial Bank of Commerce	\$70.39

Portfolio Addition		
KEY	Keyera Corp.	\$34.83



## THE TEAM MODEL METHODOLOGY

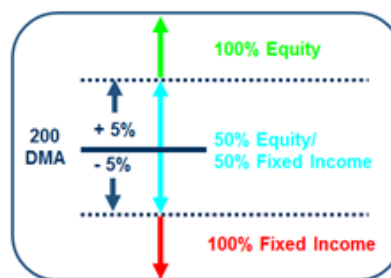
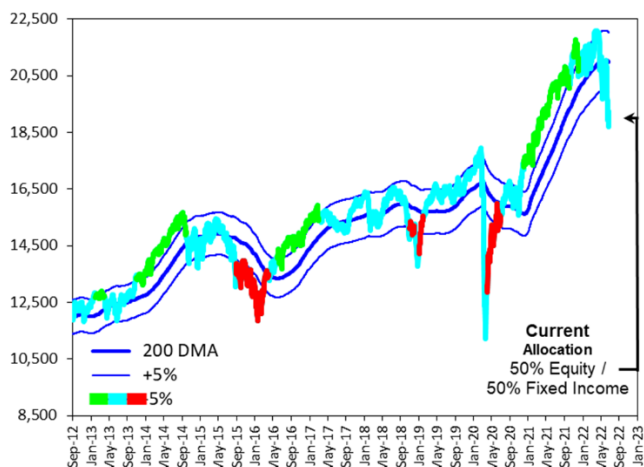
On the last day of each month, the Strategy compares the Closing Level of the Index to its 200-day moving average ("200 DMA") to determine the asset allocation for the following month.

If the Index closes greater than 5% above its 200 DMA, the Strategy will allocate 100% exposure to the Equity Investment.

If the Index closes more than 5% below its 200 DMA, the Strategy will allocate 100% to the Fixed Income Investment.

Within a range of +/- 5% (inclusive) of the 200 DMA, the Strategy will allocate 50% to the Equity Investment and 50% to the Fixed Income Investment.

## ASSET ALLOCATION<sup>1</sup>



On a monthly basis, an asset allocation decision is made based on the level of the Index relative to its 200 DMA.

## THE EQUITY INVESTMENT METHODOLOGY

The Equity Investment: Review Equity Investment on a monthly basis and adjust notional holdings and weights.

- > Only the largest 100 qualifiers by market cap are eligible to be included
- > The Equity Investment is reviewed each month after ranks have been updated
- > Stocks are removed if they drop below the 50<sup>th</sup> position in terms of their rank
- > Stocks are removed if they are removed from the Index or suspend their dividend
- > Replacement stocks are the best-ranked stocks not already included in the Equity Investment
- > At the end of each calendar quarter the Equity Investment is rebalanced to equal weights

THE UNIVERSE  
Dividend yielding large-cap Canadian equities



TAX DEFERRED

- > No taxable event until maturity or disposition.
- > No tax on Portfolio changes and rebalancing.

THE MODEL	Rank stocks based on an equally weighted combination of 8 factors that fall into 4 distinct investment themes	
ATTRACTIVE VALUATIONS	Low Price to Earnings	x 1/8
	Low Price to Book Value	x 1/8
SUSTAINABLE GROWTH	High Quarterly Earnings Growth	x 1/8
	High Return On Equity	x 1/8
POSITIVE SENTIMENT	High Earnings Surprise	x 1/8
	High Estimate Revisions	x 1/8
MARKET RECOGNITION	High 3-Month Price Change	x 1/8
	High 6-Month Price Change	x 1/8
		= Total Score

The S&P/TSX Composite Index is a product of S&P Dow Jones Indices LLC or its affiliates ("SPDJ") and TSX Inc., and has been licensed for use by the Bank. Standard & Poor's® and S&P® are registered trademarks of Standard & Poor's Financial Services LLC ("S&P") and Dow Jones® is a registered trademark of Dow Jones Trademark Holdings LLC ("Dow Jones"). TSX is a registered trademark of TSX Inc. The trademarks have been licensed to SPDJ and have been sublicensed for use for certain purposes by the Bank. The Debt Securities are not sponsored, endorsed, sold or promoted by SPDJ, Dow Jones, S&P, any of their respective affiliates or TSX Inc. and none of such parties make any representation regarding the advisability of investing in such product(s) nor do they have any liability for any errors, omissions, or interruptions of the S&P/TSX Composite Index.

The Debt Securities are not fixed income securities and are not designed to be alternatives to fixed income or money market instruments. The Debt Securities are structured products that possess downside risk. An investment in the Debt Securities involves risks. An investment in the Debt Securities is not the same as a direct investment in the securities that comprise the Portfolio and investors have no rights with respect to the securities in the Portfolio. The Debt Securities are considered to be "specified derivatives" under applicable Canadian securities laws. If you purchase Debt Securities, you will be exposed to fluctuations in interest rates and changes in the Value of the Portfolio, among other factors. Price changes may be volatile and an investment in the Debt Securities may be considered to be speculative. Since the Debt Securities are not principal protected and the Principal Amount will be at risk, you could lose substantially all of your investment.

<sup>1</sup>The month stated for each observation date in the Asset Allocation chart relates to the last business day of that month, being the date the observation is made.

The initial estimated value of the Debt Securities set forth on the cover page of the applicable Pricing Supplement does not take into account the ongoing annual component of the Note Program Amount.

The Debt Securities will not constitute deposits insured under the Canada Deposit Insurance Corporation Act.