

**Pricing Supplement to Short Form Base Shelf Prospectus dated March 25, 2022,  
the Prospectus Supplement thereto dated March 28, 2022 and  
the Prospectus Supplement thereto dated March 28, 2022**

*No securities regulatory authority has expressed an opinion about these securities and it is an offence to claim otherwise.*

*This pricing supplement together with the short form base shelf prospectus dated March 25, 2022, the prospectus supplement dated March 28, 2022 and the prospectus supplement dated March 28, 2022, to which it relates, as amended or supplemented, and each document incorporated by reference into such prospectus, constitutes a public offering of these securities only in those jurisdictions where they may be lawfully offered for sale and therein only by persons permitted to sell such securities.*

*The securities to be issued hereunder have not been, and will not be, registered under the United States Securities Act of 1933, as amended and, subject to certain exceptions, may not be offered, sold or delivered, directly or indirectly, in the United States of America or for the account or benefit of U.S. persons.*



**Royal Bank of Canada  
Senior Note Program  
Unit Linked Securities**

**April 20, 2022**

**Maximum \$20,000,000 (200,000 Securities)  
RBC Lesser of ETF Callable Yield 8.75% Securities (CAD), Series  
566**

**Due April 29, 2027**

**Non-Principal Protected Securities**

Royal Bank of Canada (the “**Bank**”) is offering up to \$20,000,000 of RBC Lesser of ETF Callable Yield 8.75% Securities (CAD), Series 566 (which we refer to as the “**Securities**” for the purpose of this pricing supplement only and not for the purpose of the “base shelf prospectus” as defined below), designed for investors who are prepared and can afford to take the risk that they will lose substantially all of their investment, that regular Interest Payments (defined herein) will not be made on the Securities, and that the Securities will be redeemed early, because they believe that the Closing Price (defined herein) of each of the units (the “**Underlying Securities**” and each, an “**Underlying Security**”) of each of the iShares® S&P/TSX Global Gold Index ETF and Technology Select Sector SPDR® Fund (the “**ETFs**” and each, an “**ETF**”) will be greater than or equal to its Coupon Barrier Price (defined herein) but less than its Autocall Redemption Price (defined herein) on each Observation Date (defined herein) and that the Final Closing Price (defined herein) of the Worst Performing Underlying Security (defined below) will be greater than or equal to its Protection Barrier Price (defined herein). Payment at maturity (if no early redemption has occurred) will be based on the price performance of one of the Underlying Securities, whichever has the lowest ratio of Final Closing Price to Initial Closing Price (defined herein) (the “**Worst Performing Underlying Security**”). Holders of the Securities will also receive Interest Payments payable quarterly on each Interest Payment Date (defined herein) each at a fixed amount of \$2.1875 per Security if there is a Digital Payout Event (defined herein) on the immediately preceding Observation Date. The return on the Securities is limited; even if a Digital Payout Event occurs on each Observation Date, the Securities are not redeemed prior to maturity and the Final Closing Price of the Worst Performing Underlying Security is greater than or equal to its Protection Barrier Price, the maximum return on the Securities would be equal to \$43.75 per Security.

The Underlying Securities will be used solely as a reference to calculate the amount payable on the Securities. Holders of Securities do not have an ownership interest or other interest (including, without limitation, redemption rights (if any), voting rights or rights to receive dividends or other distributions) in any of the Underlying Securities or in the component securities comprising the ETFs’ investment portfolios and will only have a right against the Bank to be paid any amounts due under the Securities.

The initial estimated value of the Securities as of April 12, 2022 was \$94.42 per Security, which is less than the price to the public and is not an indication of the actual profit to the Bank or its affiliates. The actual value of the Securities at any time will reflect many factors, cannot be predicted with accuracy, and may be less than this amount. We describe our determination of the initial estimated value in more detail below. See “Risk Factors” and “Preparation of Initial Estimated Value”.

The Securities are described in this pricing supplement delivered together with our short form base shelf prospectus dated March 25, 2022 (the “**base shelf prospectus**”), the prospectus supplement establishing our Senior Note Program dated March 28, 2022 (the “**program supplement**”) and a prospectus supplement which generally describes equity, unit and debt linked securities that we may offer under our Senior Note Program dated March 28, 2022 (the “**product supplement**”).

**The Securities are not fixed income securities and are not designed to be alternatives to fixed income or money market instruments. The Securities are structured products that possess downside risk.**

**The Securities will not constitute deposits insured under the *Canada Deposit Insurance Corporation Act*.**

The Bank has determined that the Securities are not subject to withholding tax under Section 871(m) of the U.S. Internal Revenue Code.

**An investment in the Securities involves risks. An investment in the Securities is not the same as a direct investment in the Underlying Securities and investors have no rights with respect to the Underlying Securities, the ETFs or the securities comprising the Tracked Indices (defined herein). The Securities are considered to be “specified derivatives” under applicable Canadian securities laws. If you purchase Securities, you will be exposed to changes in the prices of the Underlying Securities and fluctuations in interest rates, among other factors. Price changes may be volatile and an investment in the Securities may be considered to be speculative. Since the Securities are not principal protected and the Principal Amount (defined herein) will be at risk, you could lose substantially all of your investment. See “Risk Factors”.**

---

Price: \$100 per Security  
Minimum Subscription: \$5,000 (50 Securities)

---

	<b>Price to public</b>	<b>Selling Commissions and Dealer's fee<sup>(1)</sup></b>	<b>Net proceeds to the Bank</b>
Per Security	\$100.00	\$3.00	\$97.00
Total <sup>(2)</sup>	\$20,000,000	\$600,000	\$19,400,000

(1) A commission of 3.00% of the Principal Amount of Securities issued under this offering will be paid to the Dealers (defined below) for further payment to representatives, including representatives employed by the Dealers, whose clients purchase the Securities. An agency fee will also be paid, from the Bank's own funds, to Laurentian Bank Securities Inc. in an amount up to 0.15% of the Principal Amount of the Securities issued under this offering for acting as independent agent.

(2) Reflects the maximum offering size of the Securities. **There is no minimum amount of funds that must be raised under this offering. This means that the issuer could complete this offering after raising only a small proportion of the offering amount set out above.**

The Securities are offered severally by RBC Dominion Securities Inc. ("**RBC DS**") and Laurentian Bank Securities Inc. (collectively, the "**Dealers**") as agents under a dealer agreement dated March 28, 2022, as amended or supplemented from time to time. **RBC DS is our wholly owned subsidiary. Consequently, we are a related and connected issuer of RBC DS within the meaning of applicable securities legislation.** See "Dealers" in this pricing supplement and "Plan of Distribution" in the program supplement.

The Securities will not be listed on any stock exchange. The Securities will be subject to specified early trading charges, depending on when the Securities are sold. There is no assurance that a secondary market for the Securities will develop or be sustained. See "Secondary Market for Securities", "Description of the Securities—Calculation Agent" and "Risk Factors" in the program supplement and "Secondary Market" in this pricing supplement.

#### **Bank Trademarks**

Lion & Globe symbol is a registered trademark of Royal Bank of Canada.

## Prospectus for Securities

Securities described in this pricing supplement will be issued under our Senior Note Program and will be unsecured, unsubordinated debt obligations. The Securities are Senior Debt Securities (as defined in the base shelf prospectus referred to below) and are described in four separate documents: (1) the base shelf prospectus, (2) the program supplement, (3) the product supplement, and (4) this pricing supplement, all of which collectively constitute the “prospectus” for the Securities. See “Prospectus for Securities” in the program supplement.

### Documents Incorporated by Reference

This pricing supplement is deemed to be incorporated by reference into the base shelf prospectus solely for the purpose of our Senior Note Program and the Securities issued hereunder. Other documents are also incorporated or deemed to be incorporated by reference into the base shelf prospectus and reference should be made to the base shelf prospectus for full particulars.

### Caution Regarding Forward-Looking Statements

From time to time, we make written or oral forward-looking statements within the meaning of certain securities laws, including the “safe harbour” provisions of the United States Private Securities Litigation Reform Act of 1995 and any applicable Canadian securities legislation. We may make forward-looking statements in the base shelf prospectus and in the documents incorporated by reference therein, in the program supplement, in the product supplement, in this pricing supplement, in other filings with Canadian regulators or the United States Securities and Exchange Commission, in other reports to shareholders, and in other communications. Forward-looking statements in, or incorporated by reference in, this prospectus include, but are not limited to, statements relating to our financial performance objectives, vision and strategic goals, the Economic, market and regulatory review and outlook section of our management’s discussion and analysis for the three month period ended January 31, 2022 (the “**Q1 2022 Management’s Discussion and Analysis**”) and in the Economic, market and regulatory review and outlook section of our management’s discussion and analysis for the year ended October 31, 2021 (the “**2021 Management’s Discussion and Analysis**”) for Canadian, U.S., European and global economies, the regulatory environment in which we operate, and the risk environment including our credit risk, market risk, liquidity and funding risk, and the potential continued impacts of the coronavirus (COVID-19) pandemic on our business operations, financial results, condition and objectives and on the global economy and financial market conditions and includes our President and Chief Executive Officer’s statements. The forward-looking information contained in, or incorporated by reference in, this prospectus is presented for the purpose of assisting the holders of our securities and financial analysts in understanding our financial position and results of operations as at and for the periods ended on the dates presented, as well as our financial performance objectives, vision and strategic goals, and may not be appropriate for other purposes. Forward-looking statements are typically identified by words such as “believe”, “expect”, “foresee”, “forecast”, “anticipate”, “intend”, “estimate”, “goal”, “plan” and “project” and similar expressions of future or conditional verbs such as “will”, “may”, “should”, “could” or “would”.

By their very nature, forward-looking statements require us to make assumptions and are subject to inherent risks and uncertainties, which give rise to the possibility that our predictions, forecasts, projections, expectations or conclusions will not prove to be accurate, that our assumptions may not be correct and that our financial performance objectives, vision and strategic goals will not be achieved. We caution readers not to place undue reliance on these statements as a number of risk factors could cause our actual results to differ materially from the expectations expressed in such forward-looking statements. These factors – many of which are beyond our control and the effects of which can be difficult to predict – include: credit, market, liquidity and funding, insurance, operational, regulatory compliance (which could lead to us being subject to various legal and regulatory proceedings, the potential outcome of which could include regulatory restrictions, penalties and fines), strategic, reputation, competitive, legal and regulatory environment, and systemic risks and other risks discussed in the risk sections and Impact of COVID-19 pandemic section of the 2021 Management’s Discussion and Analysis and the Risk management section of the Q1 2022 Management’s Discussion and Analysis incorporated by reference herein; including business and economic conditions, information technology and cyber risks, environmental and social risk (including climate change), digital disruption and innovation, Canadian housing and household indebtedness, geopolitical uncertainty, privacy, data and third-party related risks, regulatory changes, culture and conduct, the business and economic conditions in the geographic regions in which we operate, the effects of changes in government fiscal, monetary and other policies, tax risk and transparency, and the emergence of widespread health emergencies or public health crises such as pandemics and epidemics, including the COVID-19 pandemic and its impact on the global economy, financial market conditions and our business operations, and financial results, condition and objectives. In addition, as we work to advance our climate goals, external factors outside of the Bank’s reasonable control may act as constraints on their achievement, including varying decarbonization efforts across economies, the need for thoughtful climate policies around the world, more and better data, reasonably supported methodologies, technological advancements, the evolution of consumer behaviour, the challenges of balancing interim emissions goals with an orderly and just transition, and other significant considerations such as legal and regulatory obligations.

We caution that the foregoing list of risk factors is not exhaustive and other factors could also adversely affect our results. When relying on our forward-looking statements to make decisions with respect to us or the Securities, investors and others should carefully consider the foregoing factors and other uncertainties and potential events. Material economic assumptions underlying the forward-looking statements contained in this prospectus are set out in the Economic, market and regulatory

review and outlook section and for each business segment under the Strategic priorities and Outlook headings in our 2021 Management's Discussion and Analysis, as updated by the Economic, market and regulatory review and outlook section of the Q1 2022 Management's Discussion and Analysis. Except as required by law, we do not undertake to update any forward-looking statement, whether written or oral, that may be made from time to time by us or on our behalf.

Additional information about these and other factors can be found in the risk sections and Impact of COVID-19 pandemic section of the 2021 Management's Discussion and Analysis and in the Risk management section of the Q1 2022 Management's Discussion and Analysis incorporated by reference in this prospectus.

**Royal Bank of Canada**  
**Senior Note Program**  
**Unit Linked Securities**  
**Maximum \$20,000,000 (200,000 Securities)**  
**RBC Lesser of ETF Callable Yield 8.75% Securities (CAD), Series 566**  
**Due April 29, 2027**  
**Non-Principal Protected Securities**

<b>Issuer:</b>	Royal Bank of Canada (the “ <b>Bank</b> ”)
<b>Dealers:</b>	RBC Dominion Securities Inc. (“ <b>RBC DS</b> ”) and Laurentian Bank Securities Inc. Laurentian Bank Securities Inc., a dealer to which we are neither related nor connected, participated in the due diligence activities performed by the Dealers in respect of the offering, but did not participate in the structuring and pricing of the offering or the calculation of the initial estimated value of the Securities. See “Plan of Distribution” in the program supplement.
<b>Issue:</b>	RBC Lesser of ETF Callable Yield 8.75% Securities (CAD), Series 566 due April 29, 2027.
<b>Objective of the Securities:</b>	The Securities have been designed for investors who are prepared and can afford to take the risk that they will lose substantially all of their investment, that regular Interest Payments (defined below) will not be made on the Securities, and that the Securities will be redeemed early, because they believe that the Closing Price (defined below) of each Underlying Security (defined below) will be greater than or equal to its Coupon Barrier Price (defined below) but less than its Autocall Redemption Price (defined below) on each Observation Date (defined below) and that the Final Closing Price (defined below) of the Worst Performing Underlying Security (defined below) will be greater than or equal to its Protection Barrier Price (defined below). Holders of the Securities will receive an Interest Payment on each Interest Payment Date (defined below) for which a Digital Payout Event (defined below) occurred on the immediately preceding Observation Date.
<b>Issue Price:</b>	The Securities will be issued at a price equal to their Principal Amount (defined below).
<b>Minimum Investment:</b>	50 Securities or \$5,000.
<b>Denomination:</b>	Securities are issuable in denominations of \$100 (the “ <b>Principal Amount</b> ”) and in minimum increments of \$100.
<b>Issue Date:</b>	April 29, 2022 or such other date as may be agreed to by the Bank and the Dealers.
<b>Issue Size:</b>	The maximum issue size will be an aggregate amount of \$20,000,000.
<b>Maturity Date:</b>	April 29, 2027 (approximately a five-year term), subject to earlier redemption on an Autocall Redemption Event (defined below) or earlier repayment in full on an Extraordinary Event. See “Description of the Equity, Unit and Debt Linked Securities – Maturity Date and Amount Payable” in the product supplement.
<b>Principal at Risk Securities:</b>	All but 1% of the Principal Amount of the Securities is fully exposed. You could lose substantially all of your investment. See “Description of the Equity, Unit and Debt Linked Securities — Principal at Risk Securities” and “Risk Factors” in the product supplement.
<b>Underlying Securities:</b>	The return on the Securities is linked to the price performance (excluding any dividends and other distributions) of the units (the “ <b>Underlying Securities</b> ” and each, an “ <b>Underlying Security</b> ”) of the iShares <sup>®</sup> S&P/TSX Global Gold Index ETF and Technology Select Sector SPDR <sup>®</sup> Fund (the “ <b>ETFs</b> ” and each, an “ <b>ETF</b> ”). Securities do not represent an interest in the Underlying Securities or in the component securities comprising the ETFs’ investment portfolios. The ETFs invest primarily in and hold the securities of the constituents of the S&P/TSX Global Gold Index for the iShares <sup>®</sup> S&P/TSX Global Gold Index ETF and the Technology Select Sector Index for the Technology Select Sector SPDR <sup>®</sup> Fund (each, a “ <b>Tracked Index</b> ” and

together, the “**Tracked Indices**”). Holders of the Securities will have no right or entitlement to the Underlying Securities, the ETFs or the securities comprising the Tracked Indices, including, without limitation, redemption rights (if any), voting rights or rights to receive dividends or other distributions paid on any of such securities (the annual dividend yields on the Underlying Securities for the iShares<sup>®</sup> S&P/TSX Global Gold Index ETF and Technology Select Sector SPDR<sup>®</sup> Fund as of April 12, 2022 were 1.098% and 0.767%, respectively, representing aggregate dividend yields of approximately 5.614% and 3.894%, respectively, compounded annually over the approximately five-year term, on the assumption that the dividend yields remain constant). There is no requirement for the Bank to hold any interest in the Underlying Securities or in the securities comprising the Tracked Indices.

This pricing supplement has been prepared for the sole purpose of assisting prospective investors in making an investment decision with respect to the Securities. This pricing supplement relates only to the Securities offered hereby and does not relate to the Underlying Securities, the ETFs and/or the Tracked Indices. The Bank and the Dealers have not verified the accuracy or completeness of any information pertaining to the ETFs or the Tracked Indices or determined whether there has been any omission by the managers of the ETFs or the Tracked Index Sponsors (defined in the product supplement) to disclose any facts, information or events which may have occurred prior to or subsequent to the date as of which any information has been furnished by the managers of the ETFs or the Tracked Index Sponsors which may affect the significance or accuracy of such information. Neither the Bank nor any Dealer makes any representation that such publicly available documents or any other publicly available information regarding the ETFs, the Tracked Indices, the managers of the ETFs or the Tracked Index Sponsors are accurate or complete. Prospective investors should independently investigate the ETFs, the Tracked Indices, the managers of the ETFs and the Tracked Index Sponsors and decide whether an investment in the Securities is appropriate. Neither the managers of the ETFs nor the Tracked Index Sponsors have participated in the preparation of this pricing supplement and the Securities are not in any way sponsored, endorsed, sold or promoted by the managers of the ETFs or the Tracked Index Sponsors. See “Description of the Equity, Unit and Debt Linked Securities – Underlying Securities and Underlying Security Issuers” in the product supplement.

The decision to offer the Securities pursuant to this supplement will have been taken independently of any decision by the Bank to purchase the Underlying Securities in the primary or secondary market. Except with respect to any hedging activities the Bank engages with respect to its obligations under the Securities, any decision by the Bank to purchase the Underlying Securities in the primary or in the secondary market will have been taken independently of the Bank’s offering of the Securities pursuant to this supplement. The employees responsible for our Senior Note Program are not privy to any information regarding either primary or secondary market purchases of the Underlying Securities made by the Bank in connection with any primary distribution made by the ETFs.

See “Description of the Equity, Unit and Debt Linked Securities – Underlying Securities and Underlying Security Issuers” in the product supplement. See Appendix A to this pricing supplement for summary information regarding the ETFs.

**Initial Closing Price:**

The “**Initial Closing Price**” for an Underlying Security is the Closing Price (defined below) of such Underlying Security on the Initial Valuation Date (defined below), being \$22.93 for the iShares<sup>®</sup> S&P/TSX Global Gold Index ETF and US\$147.91 for the Technology Select Sector SPDR<sup>®</sup> Fund.

**Initial Valuation Date:**

The “**Initial Valuation Date**” is April 12, 2022.

**Protection Barrier Price:**

The “**Protection Barrier Price**” for an Underlying Security is 70.00% of the Initial Closing Price of such Underlying Security, being \$16.05 for the iShares<sup>®</sup> S&P/TSX Global Gold Index ETF and US\$103.54 for the Technology Select Sector SPDR<sup>®</sup> Fund.

**Coupon Barrier Price:** The “**Coupon Barrier Price**” for an Underlying Security is 70.00% of the Initial Closing Price of such Underlying Security, being \$16.05 for the iShares® S&P/TSX Global Gold Index ETF and US\$103.54 for the Technology Select Sector SPDR® Fund.

**Final Closing Price:** The “**Final Closing Price**” for an Underlying Security is the Closing Price of such Underlying Security on April 12, 2027 (the “**Final Valuation Date**”).

**Closing Price:** The “**Closing Price**” for any Underlying Security on any Exchange Day (defined in the product supplement) is equal to the official closing price of such Underlying Security, as announced by the Toronto Stock Exchange for the iShares® S&P/TSX Global Gold Index ETF and by the New York Stock Exchange for the Technology Select Sector SPDR® Fund, on such Exchange Day. The official closing prices of the Underlying Securities are available from other sources, such as Bloomberg; however, neither the Bank nor the Dealers make any representation as to the accuracy of such information and all calculations regarding the Closing Price will be made by the Calculation Agent.

**Observation Dates:** An “**Observation Date**” for the purposes of determining the amount of any Interest Payment will occur quarterly on the dates specified below in each year that the Securities are outstanding, from and including July 12, 2022 to and including April 12, 2027. If any such Observation Date is not an Exchange Day, it shall be postponed to the next succeeding Exchange Day.

Provided that the Securities are not redeemed by the Bank as described below, the Bank intends the Observation Dates to be:

July 12, 2022	October 12, 2022
January 12, 2023	April 12, 2023
July 12, 2023	October 12, 2023
January 12, 2024	April 12, 2024
July 12, 2024	October 15, 2024
January 13, 2025	April 14, 2025
July 14, 2025	October 14, 2025
January 12, 2026	April 13, 2026
July 13, 2026	October 13, 2026
January 12, 2027	April 12, 2027

**Interest Payment Dates:** The “**Interest Payment Date**” for an Interest Payment, if any, will occur quarterly on the dates specified below in each year that the Securities are outstanding, from and including July 15, 2022 to and including April 29, 2027.

Provided that the Securities are not redeemed by the Bank as described below, the Bank intends the Interest Payment Dates to be:

July 15, 2022	October 17, 2022
January 17, 2023	April 17, 2023
July 17, 2023	October 17, 2023
January 17, 2024	April 17, 2024
July 17, 2024	October 18, 2024
January 16, 2025	April 17, 2025
July 17, 2025	October 17, 2025
January 15, 2026	April 16, 2026
July 16, 2026	October 16, 2026
January 15, 2027	April 29, 2027

The final Interest Payment, if any, will be made on the earlier of the Autocall Redemption Date (defined below) (if applicable) and the Maturity Date.

<b>Interest Payments:</b>	<p>Interest payments (the “<b>Interest Payments</b>” and each, an “<b>Interest Payment</b>”), if any, on the Securities will be payable on each Interest Payment Date, in arrears, at a fixed interest rate of 2.1875% quarterly ending on an Interest Payment Date (an “<b>Interest Period</b>”) for each Interest Period in which a Digital Payout Event occurs on the Observation Date occurring in the Interest Period. On the basis of the foregoing, the interest on each \$100 Principal Amount of Securities for an Interest Period in which a Digital Payout Event has occurred would equal <math>\\$100 \times 2.1875\%</math>.</p> <p>Thus, if a Digital Payout Event occurs:</p> <p>(a) on each Observation Date in any twelve-month period, the amount of interest payable on each \$100 Principal Amount of Securities for that twelve-month period will be \$8.75;</p> <p>(b) on three out of the four Observation Dates in any twelve-month period, the amount of interest payable on each \$100 Principal Amount of Securities for that twelve-month period will be \$6.5625;</p> <p>(c) on two out of the four Observation Dates in any twelve-month period, the amount of interest payable on each \$100 Principal Amount of Securities for that twelve-month period will be \$4.375; and</p> <p>(d) on one out of the four Observation Dates in any twelve-month period, the amount of interest payable on each \$100 Principal Amount of Securities for that twelve-month period will be \$2.1875.</p> <p>If a Digital Payout Event does not occur on the Observation Date during a particular Interest Period, no interest will be payable on the Securities for such Interest Period.</p>
<b>Digital Payout Event:</b>	<p>A “<b>Digital Payout Event</b>” will occur if, on the relevant Observation Date, the Closing Price of each Underlying Security is greater than or equal to its Coupon Barrier Price. RBC DS intends to publish whether there has been a Digital Payout Event on each Observation Date on its website at <a href="http://www.rbcnotes.com">www.rbcnotes.com</a>.</p>
<b>Autocall Redemption Event:</b>	<p>An “<b>Autocall Redemption Event</b>” will occur if the Closing Price of each Underlying Security on an Observation Date other than the first, second, third and last Observation Dates is greater than or equal to its Initial Closing Price (the “<b>Autocall Redemption Price</b>”). On the next succeeding Interest Payment Date following the occurrence of an Autocall Redemption Event (the “<b>Autocall Redemption Date</b>”) the Securities will be redeemed for an amount equal to the Principal Amount thereof (the “<b>Autocall Redemption Amount</b>”). In addition to the Autocall Redemption Amount, an Interest Payment will be paid on the Autocall Redemption Date.</p>
<b>Payment at Maturity:</b>	<p>On the Maturity Date, if the Securities have not been previously redeemed, the amount payable (the “<b>Final Redemption Amount</b>”) for each \$100 Principal Amount per Security will be equal to:</p> <p>(a) if the Final Closing Price of the Worst Performing Underlying Security is greater than or equal to its Protection Barrier Price, \$100; or</p> <p>(b) if the Final Closing Price of the Worst Performing Underlying Security is less than its Protection Barrier Price, an amount equal to the Underlying Security Return, but in any event not less than \$1.00.</p> <p>As a result, the Final Redemption Amount will not be determinable before the Final Valuation Date. See “Risk Factors” below.</p> <p>In addition to the Final Redemption Amount, an Interest Payment will be paid on the Maturity Date if a Digital Payout Event occurs on the Final Valuation Date.</p>
<b>Underlying Security Return:</b>	<p>“<b>Underlying Security Return</b>” means <math>\\$100 \times (X_f / X_i)</math>,  where:  “<b>X<sub>f</sub></b>” means the Final Closing Price of the Worst Performing Underlying Security, and  “<b>X<sub>i</sub></b>” means the Initial Closing Price of the Worst Performing Underlying Security.</p>
<b>Worst Performing Underlying Security:</b>	<p>The “<b>Worst Performing Underlying Security</b>” means the Underlying Security with the lowest ratio of Final Closing Price to Initial Closing Price.</p>



<b>Sample Calculations:</b>	See Appendix B to this pricing supplement for sample calculations of the Final Redemption Amount or Autocall Redemption Amount (in the event of an Autocall Redemption Event) and any Interest Payments payable on the Securities at or prior to (in the event of an Autocall Redemption Event) the Maturity Date.
<b>Issuer Credit Rating:</b>	<p>Moody's: Aa1</p> <p>Standard &amp; Poor's: AA-</p> <p>DBRS: AA</p> <p>The Securities themselves have not been and will not be rated. See "Description of the Securities — Ratings" in the program supplement.</p>
<b>Extraordinary Events:</b>	Determination of the Closing Price of the Underlying Securities, including the Final Closing Price, and the Final Redemption Amount may be postponed, or the Bank can accelerate determination of the Final Closing Price and the Final Redemption Amount and repay the Securities in full prior to their maturity, in certain circumstances. If an Extraordinary Event occurs then the Calculation Agent may, but is not required to, make such adjustments to any payment or other term of the Securities as it determines to be appropriate, acting in good faith, to account for the economic effect of such event on the Securities and determine the effective date of any such adjustment. See "Description of the Securities — Special Circumstances" in the program supplement and "Description of the Equity, Unit and Debt Linked Securities — Extraordinary Events" in the product supplement.
<b>Summary of Fees and Expenses:</b>	A commission of 3.00% of the Principal Amount of Securities issued under this offering will be paid to the Dealers for further payment to representatives, including representatives employed by the Dealers, whose clients purchase the Securities. An agency fee will also be paid, from the Bank's own funds, to Laurentian Bank Securities Inc. in an amount up to 0.15% of the Principal Amount of the Securities issued under this offering for acting as independent agent. The selling commissions and the agency fee are indirectly borne by holders of the Securities. There are no fees directly payable by a holder of Securities. See "Description of the Securities — Summary of Fees and Expenses" in the program supplement. An early trading charge may also apply. See "Secondary Market" below.
<b>Fees Affecting Closing Price of Underlying Securities:</b>	<p>The Closing Prices will be net of the fees and expenses charged by or assumed by the ETFs, which will therefore be indirectly assumed by holders of the Securities. Such fees and expenses include annual management fees payable by the ETFs to their trustees and/or investment advisors and other operating expenses of the ETFs. See the disclosures of the fees and expenses in the ETFs' continuous disclosure materials (which are not incorporated by reference herein).</p> <p>For the years ended December 31, 2021, (for the iShares® S&amp;P/TSX Global Gold Index ETF) and September 30, 2021 (for the Technology Select Sector SPDR® Fund), the management expense ratios, which include the management fee payable by each ETF to BlackRock Asset Management Canada Limited or SSGA Funds Management, Inc., respectively, and/or its affiliates for acting as trustee and/or manager of the ETFs, represented annual rates of 0.61% and 0.12% for the iShares® S&amp;P/TSX Global Gold Index ETF and the Technology Select Sector SPDR® Fund, respectively, of each such fund's average daily net asset value during the year.</p>
<b>Eligibility for Investment:</b>	Eligible for RRSPs, RRIFs, RESPs, RDSPs, DPSPs and TFSA's. See "Eligibility for Investment" in Appendix C, including the summary of the "prohibited investment" rule.
<b>Risk Factors:</b>	You should carefully consider all the information set out in this prospectus for any Securities in which you are considering investing. <b>In particular, you should evaluate the risks described under "Risk Factors" in each of the base shelf prospectus and the product supplement, as well as the risks described below.</b> The return on the Securities is unknown and subject to many variables, including interest rate fluctuations and changes in the prices of the Underlying Securities. You should independently determine, with your own advisors, whether an investment in the

Securities is suitable for you having regard to your own investment objectives and expectations.

*Limited Upside Participation by the Securities*

The return on the Securities is limited; even if the Closing Price of each Underlying Security is greater than its Coupon Barrier Price but less than its Autocall Redemption Price on each Observation Date and the Closing Price of the Worst Performing Underlying Security is greater than or equal to its Protection Barrier Price, the maximum return on the Securities would be equal to \$43.75 per Security. The Securities will not participate in any upside performance of the Underlying Securities.

*Uncertain Return until Final Valuation Date*

The return, if any, on the Securities will be uncertain until the Final Valuation Date, unless the Securities are called for redemption prior to the Final Valuation Date. Whether there is a return on the Securities will depend on the Closing Prices of the Underlying Securities on the Observation Dates and the Final Valuation Date. No Interest Payment will be made on an Interest Payment Date unless there is a Digital Payout Event on the immediately preceding Observation Date. There can be no assurance that the Securities will generate a positive return or that the objectives of the Securities will be achieved. Holders of the Securities may not be repaid the amount they invested in the Securities (other than \$1.00 per Security), depending on the price performance of the Worst Performing Underlying Security. Historical price performance of the Tracked Indices and the Underlying Securities should not be considered indications of the future price performance of the Tracked Indices and the Underlying Securities, respectively. Investors should understand that the risk involved in this type of investment is greater than that normally associated with other types of investments.

*Performance of Each Underlying Security may not Affect the Final Redemption Amount Equally*

If the Final Closing Price of any Underlying Security is less than its Protection Barrier Price, an investor could suffer a loss of up to substantially all of the initial amount invested. If the Final Closing Price of any Underlying Security is less than its Protection Barrier Price, the Final Redemption Amount payable to investors depends solely on the price performance of the Worst Performing Underlying Security and the other Underlying Securities will not be considered when determining the Final Redemption Amount payable to investors. As a result, even if any other Underlying Security has achieved a positive price performance over the term of the Securities, the price performance of the Worst Performing Underlying Security, which could be negative, could adversely affect an investor's return and cause an investor to lose substantially all of the Principal Amount of the Securities.

*Volatility May Affect the Return on or Trading Value of the Securities*

Volatility is the term used to describe the size and frequency of price and/or market fluctuations. If the volatility, or anticipated volatility, of any of the Underlying Securities changes over the term of the Securities, the trading value of the Securities may be adversely affected. In addition, if the Closing Price of any of the Underlying Securities on an Observation Date is less than its Coupon Barrier Price, you will not receive an Interest Payment on the relevant Interest Payment Date, and if the Final Closing Price of any of the Underlying Securities is less than its Protection Barrier Price, the Final Redemption Amount will be reduced such that you will receive less than the Principal Amount on the Maturity Date. In periods of high volatility, the likelihood of an investor not receiving some or all of the Interest Payments or a return of the full Principal Amount of the Securities increases.

*The Securities may be Redeemed prior to the Maturity Date*

The Securities will be automatically redeemed by the Bank on the Autocall Redemption Date if the Closing Price of each Underlying Security on an Observation Date, other than the first, second, third and last Observation Dates, is greater than or equal to its Autocall Redemption Price. In such event, investors will receive an Autocall Redemption Amount equal to the Principal Amount of the Securities. If the Securities are redeemed by the Bank, investors will not be entitled to receive any

further interest that they may have been entitled to receive if the Securities had not been redeemed by the Bank.

*The Initial Estimated Value of the Securities Is Less than the Price to the Public and May not Reflect the Secondary Market Price, if any, of the Securities*

The initial estimated value set forth on the cover page of this pricing supplement does not represent a minimum price at which the Bank, RBC DS or any of our affiliates would be willing to purchase the Securities in any secondary market (if any exists) at any time. If you attempt to sell the Securities prior to maturity, their market value may be lower than the initial estimated value and the price you paid for them. This is due to, among other things, changes in the prices of the Underlying Securities and the inclusion in the price to the public of the selling commissions and the agency fee, as well as an amount retained by the Bank to compensate it for the creation, issuance and maintenance of the Securities (which may or may not also include any costs of its hedging obligations thereunder). These factors, together with various market and economic factors over the term of the Securities, could reduce the price at which you may be able to sell the Securities in any secondary market and will affect the value of the Securities in complex and unpredictable ways. Even if there is no change in market conditions or any other relevant factors, the price, if any, at which you may be able to sell your Securities prior to maturity may be less than your original purchase price. The Securities are not designed to be short-term trading instruments. Accordingly, you should be able and willing to hold your Securities to maturity.

*The Initial Estimated Value of the Securities Is an Estimate Only, Calculated as of the Time the Terms of the Securities Were Set*

The initial estimated value of the Securities is based on the value of the Bank's obligation to make the payments on the Securities. The return on the Securities can be replicated by purchasing and selling a combination of financial instruments, such as call options and put options. The fair value of the financial instrument components that would replicate the return on the Securities is equal to the fair value of the Securities. The Bank's estimate is based on a variety of assumptions, which may include expectations as to dividends, interest rates, the Bank's internal funding rates and volatility, and the term to maturity and any earlier call date of the Securities. The Bank's internal funding rates may differ from the market rates for the Bank's conventional debt securities. These assumptions are based on certain forecasts about future events, which may prove to be incorrect. Other entities may value the Securities or similar securities at a price that is significantly different than the Bank does. The value of the Securities at any time after the date of this pricing supplement will vary based on many factors, including changes in market conditions, and cannot be predicted with accuracy. As a result, the actual value you would receive if you sold the Securities in the secondary market, if any, should be expected to differ materially from the initial estimated value of the Securities.

**Preparation of Initial Estimated Value:**

The Securities are debt securities of the Bank, the return on which is linked to the price performance of the Underlying Securities. In order to satisfy the Bank's payment obligations under the Securities, the Bank may choose to enter into certain hedging arrangements (which may include call options, put options or other derivatives) on the Issue Date which may or may not be with RBC DS or one of our other subsidiaries. The terms of these hedging arrangements, if any, take into account a number of factors, including the Bank's creditworthiness, interest rate movements, the volatility of the Underlying Securities, and the term to maturity and any earlier call date of the Securities.

The price of the Securities to the public also reflects the selling commissions and the agency fee, as well as an amount retained by the Bank to compensate it for the creation, issuance and maintenance of the Securities (which may or may not also include any costs of its hedging obligations thereunder). The initial estimated value for the Securities shown on the cover page will therefore be less than their public offering price. See "Risk Factors – The Initial Estimated Value of the Securities Is Less than the Price to the Public and May not Reflect the Secondary Market Price, if any, of the Securities" above.

The Bank has adopted written policies and procedures for determining the fair value of Securities issued by it pursuant to the Senior Note Program. These policies and procedures include: (a) methodologies used for valuing each type of financial instrument component that can be used in combination to replicate the return of the Securities; (b) the methods by which the Bank will review and test valuations to assess the quality of the prices obtained as well as the general functioning of the valuation process; and (c) how to deal with conflicts of interest.

**Suitability for Investment:**

You should consult with your advisors regarding the suitability of an investment in the Securities. The Securities may be suitable for:

- investors seeking an investment product with exposure to the Underlying Securities
- investors who believe that the Closing Price of each Underlying Security will be equal to or above its Coupon Barrier Price on each Observation Date
- investors who believe that the Final Closing Price of the Worst Performing Underlying Security will not be below its Protection Barrier Price
- investors who are willing and can afford to risk substantially all of the principal amount of their investment
- investors looking for the potential to earn a return linked to the price performance of the Underlying Securities and who are prepared to assume the risks associated with an investment linked to the price performance of the Underlying Securities
- investors with an investment horizon equal to the term to maturity of the Securities who are prepared to hold the Securities until maturity, but who are willing to assume the risk that the Securities will be redeemed prior to the Maturity Date if the Closing Price of each Underlying Security is equal to or exceeds its Autocall Redemption Price on an Observation Date (other than the first, second, third and last Observation Dates)
- investors who are prepared to take the risk that regular Interest Payments will not be made on the Securities
- investors who understand that the potential return on the Securities is limited; the maximum return on the Securities is equal to \$43.75 per Security

**Book-entry Only Securities:**

The Securities will be OTC Securities (defined in the program supplement) and will be issued through the book-entry-only system through CDS (defined in the program supplement). See “Description of the Securities – Global Securities” and “– Legal Ownership” in the program supplement and “Book-Entry-Only Securities” in the base shelf prospectus.

**Listing:**

The Securities will not be listed on any stock exchange. See “Risk Factors” in the product supplement.

**Secondary Market:**

RBC DS has indicated to the Bank that it intends to use its best reasonable efforts to establish and maintain an over-the-counter market for the Securities by making itself available as a purchaser of the Securities if and so long as RBC DS in its sole discretion believes that there is a reasonable likelihood that it will be able to sell such Securities at a profit or at no more than a nominal loss. RBC DS may, in its sole discretion, cease to offer to purchase Securities without any requirement to provide notice to holders of Securities, registered or beneficial, including in circumstances where RBC DS perceives that the supply of Securities exceeds demand or if any change occurs in conditions imposed by regulatory or legislative action such that RBC DS determines that it can no longer lawfully purchase or sell Securities without incurring unreasonable expenses or complying with onerous conditions. If RBC DS offers to purchase Securities in connection with a secondary market transaction, there is no assurance that the purchase price will be the highest possible price available in any secondary market for the Securities, and such purchase price may be less an early trading charge as specified below. See “Risk Factors – The Initial Estimated Value of the Securities Is Less than the Price to the Public and May not Reflect the Secondary Market Price, if any, of the Securities” above.

Information regarding the Closing Price, the Autocall Redemption Price, the Coupon Barrier Price, the Protection Barrier Price and the daily closing price for the Securities may be accessed at [www.rbcnotes.com](http://www.rbcnotes.com). There is no assurance that a secondary market for the Securities will develop or be sustained. See “Secondary Market for Securities” in the program supplement.

If a Security is sold within the first 270 days from the Issue Date, the proceeds from the sale of the Securities will be reduced by an early trading charge (“**Early Trading Charge**”) equal to a percentage of the Principal Amount determined as set out below.

If Sold Within the Following No. of Days from Issue Date	Early Trading Charge (% of Principal Amount)
1 - 60 days	3.50%
61 - 90 days	3.00%
91 - 120 days	2.25%
121 - 180 days	1.50%
181 - 270 days	0.75%
Thereafter	Nil

**Fiscal Agent:** RBC DS. See “Description of the Securities – Fiscal Agency, Calculation Agency and Fundserv Depository Agreement” in the program supplement.

**Calculation Agent:** RBC DS. See “Description of the Securities – Calculation Agent” in the program supplement and “Risk Factors” in the product supplement.

**Tax:** An initial purchaser of Securities who acquires Securities from the Bank on the Issue Date and who, at all relevant times, for purposes of the *Income Tax Act* (Canada), is an individual (other than a trust), is a resident of Canada, deals at arm’s length with and is not affiliated with the Bank, and acquires and holds the Securities as capital property will be required to include in computing income all interest received or receivable on the Securities, as well as certain accrued interest thereon on a disposition thereof. If, on maturity or other disposition (including on early redemption or repayment in full by the Bank), such a holder receives an amount that is less than the adjusted cost base of the Securities, such holder will realize a capital loss equal to the shortfall. See “Certain Canadian Tax Considerations” in Appendix C. **Potential purchasers of Securities should consult with their own tax advisors having regard to their particular circumstances.**

**APPENDIX A**  
**SUMMARY INFORMATION REGARDING THE ETFs**

We have derived all information contained in this pricing supplement regarding the ETFs from publicly available information. We make no representations or warranty as to the accuracy or completeness of the information derived from these public sources. Such information reflects the policies of, and is subject to change by BlackRock Asset Management Canada Limited for the iShares® S&P/TSX Global Gold Index ETF and SSGA Funds Management, Inc. for the Technology Select Sector SPDR® Fund (collectively the “Advisers” and each, an “Adviser”). The iShares® S&P/TSX Global Gold Index ETF and Technology Select Sector SPDR® Fund are exchange-traded funds managed by the respective Adviser or its affiliate and created under the laws of the Province of Ontario and the United States of America, respectively, whose units trade on the below-mentioned exchanges under the below-mentioned ticker symbols. The Advisers are registered investment companies that are the investment advisers of numerous separate exchange-traded funds. Information provided to or filed with the securities regulators by the Advisers pursuant to securities legislation can be located at [www.sedar.com](http://www.sedar.com) and [www.sec.gov/edgar.shtml](http://www.sec.gov/edgar.shtml). In addition, information about the Advisers and the ETFs may be obtained from other sources including, but not limited to, press releases, newspaper articles and other publicly disseminated documents and the Advisers’ websites at [www.blackrock.com](http://www.blackrock.com) for the iShares® S&P/TSX Global Gold Index ETF and at [www.ssga.com](http://www.ssga.com) for the Technology Select Sector SPDR® Fund. We make no representation or warranty as to the accuracy or completeness of such information.

**iShares® S&P/TSX Global Gold Index ETF**

<b>Tracked Index</b>	S&P/TSX Global Gold Index
<b>Adviser</b>	BlackRock Asset Management Canada Limited
<b>Country</b>	Canada
<b>Current Exchange</b>	TSX
<b>Ticker</b>	XGD
<b>Closing Price of Underlying Securities (April 12, 2022)</b>	\$22.93

**Principal Investment Strategies**

The iShares® S&P/TSX Global Gold Index ETF seeks to provide long-term capital growth by replicating, to the extent possible, the performance of the S&P/TSX Global Gold Index, net of expenses. Under normal market conditions, the iShares® S&P/TSX Global Gold Index ETF will primarily invest in equity securities issued by international issuers participating in the mining sector.

**S&P/TSX Global Gold Index Constituents**

The S&P/TSX Global Gold Index is comprised of constituents of the S&P/TSX Global Mining Index with Global Industry Classification Standards (GICS®) classification 15104030 – Gold. The relative weight of each constituent issuer is limited to 25%.

Further information about the S&P/TSX Global Gold Index and its constituent issuers is available from Standard and Poor’s on its website at [www.spglobal.com/spdji](http://www.spglobal.com/spdji) and information from this website is not incorporated by reference into this pricing supplement.

**Historical Price Performance**

The following chart sets forth the historical price performance of the units of the iShares® S&P/TSX Global Gold Index ETF for the period from March 30, 2012 to March 31, 2022. Historical price performance does not take into account distributions or dividends paid on the Underlying Securities.



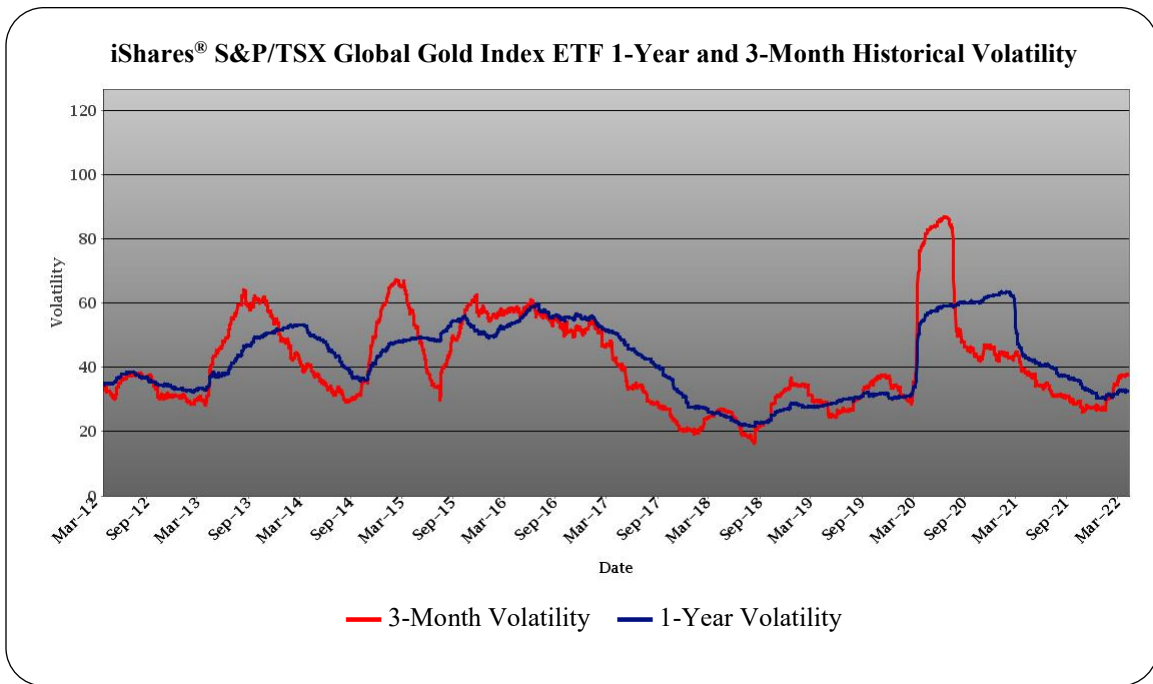
**Historical price performance of the units of iShares® S&P/TSX Global Gold Index ETF will not necessarily predict future price performance of the units of iShares® S&P/TSX Global Gold Index ETF or the Securities.** The source of the data displayed in this chart is Bloomberg L.P. and its accuracy cannot be guaranteed.

Historical annual percentage change of the units of iShares® S&P/TSX Global Gold Index ETF										
Year	2012	2013	2014	2015	2016	2017	2018	2019	2020	2021
Percentage change (%)	-15.91	-48.28	-6.66	-11.42	50.31	0.82	-4.33	39.23	20.69	-7.12

Source: Bloomberg L.P.: Measures annualized period as of December 31 of the previous year.

The following chart sets forth the one-year and three-month historical volatility of the units of the iShares® S&P/TSX Global Gold Index ETF for the period from March 30, 2012 to March 31, 2022.

**Historical volatility is not a guarantee of future volatility.**



The source of the data displayed in this chart is Bloomberg L.P. and its accuracy cannot be guaranteed.

Volatility is the term used to describe the magnitude and frequency of the changes in a security's value over a given time period. A higher volatility means that a security's value can potentially be spread out over a larger range of values. This means that the price of the security can change dramatically over a short time period in either direction. A lower volatility means that a security's value does not fluctuate dramatically, but changes in value at a steady pace over a period of time.



### Technology Select Sector SPDR® Fund

<b>Tracked Index</b>	Technology Select Sector Index
<b>Adviser</b>	SSGA Funds Management, Inc.
<b>Country</b>	United States
<b>Current Exchange</b>	NYSE Arca
<b>Ticker</b>	XLK
<b>Closing Price of Underlying Securities (April 12, 2022)</b>	US\$147.91

#### Principal Investment Strategies

The Technology Select Sector SPDR® Fund seeks to provide investment results that, before expenses, correspond generally to the price and yield performance of publicly traded equity securities of companies in the Technology Select Sector Index. In seeking to track the performance of the Technology Select Sector Index, the Technology Select Sector SPDR® Fund employs a replication strategy, which means that the Technology Select Sector SPDR® Fund typically invests in substantially all of the securities represented in the Technology Select Sector Index in approximately the same proportions as the Technology Select Sector Index. Under normal market conditions, the Technology Select Sector SPDR® Fund generally invests substantially all, but at least 95%, of its total assets in the securities comprising the Technology Select Sector Index. In addition, the Technology Select Sector SPDR® Fund may invest in cash and cash equivalents or money market instruments, such as repurchase agreements and money market funds (including money market funds advised by SSGA Funds Management, Inc.).

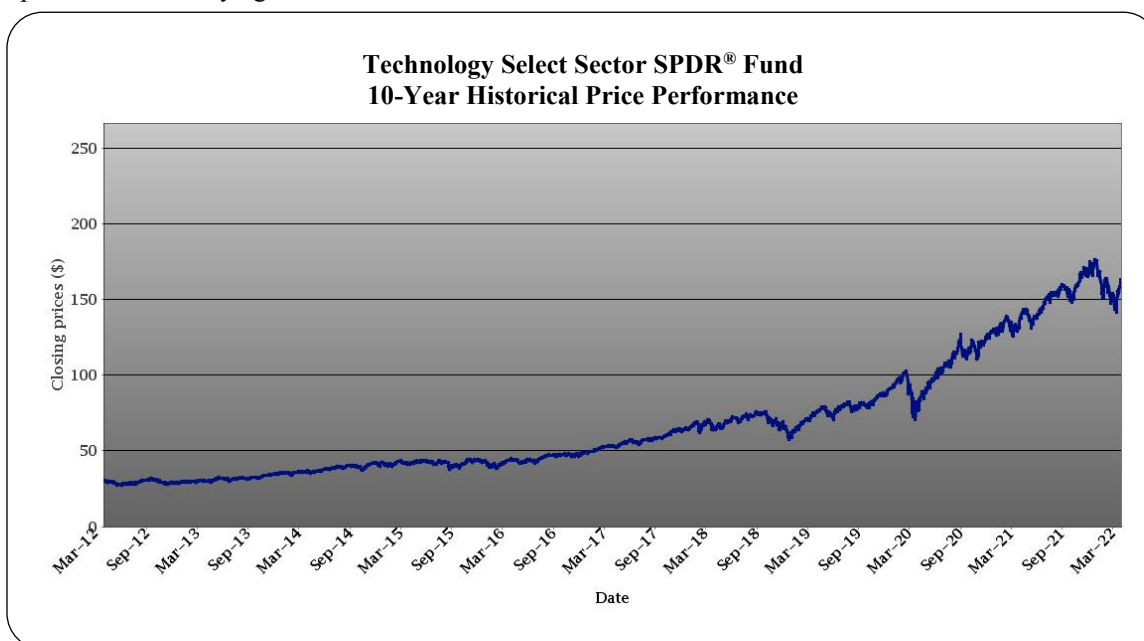
#### Technology Select Sector Index Constituents

The Technology Select Sector Index is comprised of constituents of the S&P 500® Index with Global Industry Classification Standard (GICS®) Code 45 – Information Technology. The relative weight of each constituent issuer is limited to 23%.

Further information about the Technology Select Sector Index and its constituent issuers is available from Standard and Poor’s on its website at [www.spglobal.com/spdji](http://www.spglobal.com/spdji) and information from this website is not incorporated by reference into this pricing supplement.

#### Historical Price Performance

The following chart sets forth the historical price performance of the units of the Technology Select Sector SPDR® Fund for the period from March 30, 2012 to March 31, 2022. Historical price performance does not take into account distributions or dividends paid on the Underlying Securities.



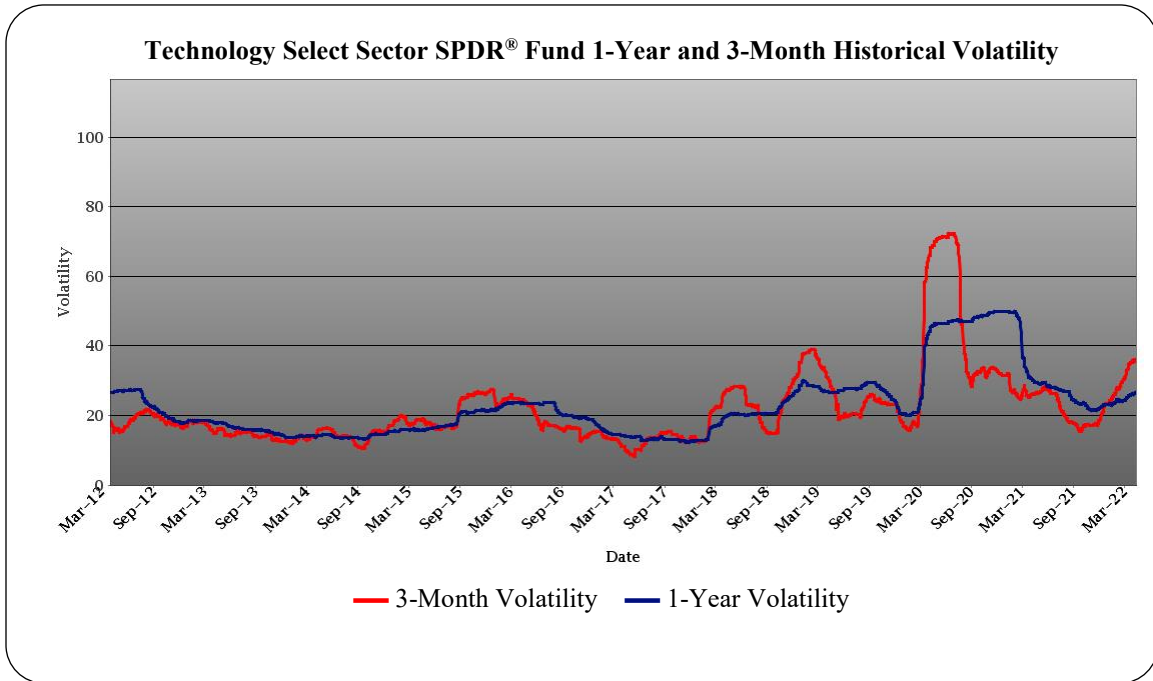
**Historical price performance of the units of Technology Select Sector SPDR® Fund will not necessarily predict future price performance of the units of Technology Select Sector SPDR® Fund or the Securities.** The source of the data displayed in this chart is Bloomberg L.P. and its accuracy cannot be guaranteed.

Historical annual percentage change of the units of Technology Select Sector SPDR® Fund										
Year	2012	2013	2014	2015	2016	2017	2018	2019	2020	2021
Percentage change (%)	13.75	23.45	15.70	3.58	12.91	32.24	-3.08	47.90	41.83	33.73

Source: Bloomberg L.P.: Measures annualized period as of December 31 of the previous year.

The following chart sets forth the one-year and three-month historical volatility of the units of the Technology Select Sector SPDR® Fund for the period from March 30, 2012 to March 31, 2022.

**Historical volatility is not a guarantee of future volatility.**



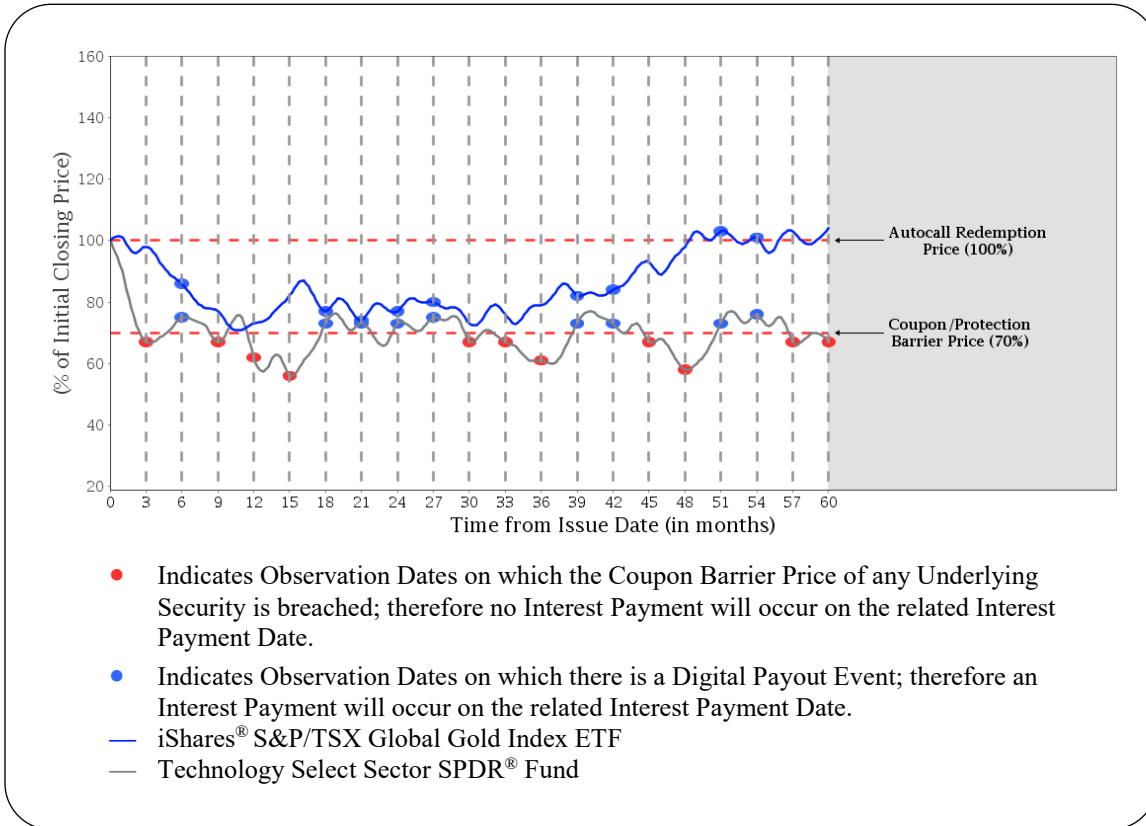
The source of the data displayed in this chart is Bloomberg L.P. and its accuracy cannot be guaranteed.

## APPENDIX B

### Sample Calculations of Final Redemption Amount or Autocall Redemption Amount and Interest Payments

The examples set out below are included for illustration purposes only. The price performance of the Underlying Securities used to illustrate the calculation of the Final Redemption Amount or Autocall Redemption Amount and the Interest Payments over the term of the Securities is not an estimate or forecast of the price performance of the Underlying Securities or the Securities. All examples assume that a holder of the Securities has purchased Securities with an aggregate Principal Amount of \$100 and that no Extraordinary Event has occurred. All examples assume a Coupon Barrier Price of 70.00% of the Initial Closing Price of each Underlying Security, a Protection Barrier Price of 70.00% of the Initial Closing Price of each Underlying Security and an Autocall Redemption Price of 100.00% of the Initial Closing Price of each Underlying Security. For convenience, each vertical line in the charts below represents both a hypothetical Observation Date and the next succeeding Interest Payment Date. Certain dollar amounts are rounded to the nearest whole cent.

#### Example #1 — Loss Scenario with Payment on the Maturity Date at Less Than Par



In this scenario, there is no Observation Date on which the Closing Prices of all of the Underlying Securities are at or above their respective Autocall Redemption Prices and, accordingly, the Securities would not be redeemed before the Maturity Date. On the Final Valuation Date, the Final Closing Price of the Worst Performing Underlying Security is below its Protection Barrier Price.

#### (i) Interest Payments

In this example, there is a Digital Payout Event on 9 of the 20 Observation Dates. On the other 11 Observation Dates, no Digital Payout Event would occur because the Closing Price of at least one of the Underlying Securities is below its Coupon Barrier Price. Therefore, the Interest Payment of \$2.1875 per Interest Period would be payable for 9 Interest Periods on the applicable Interest Payment Date, for total Interest Payments of:

$$\begin{aligned} &\text{Principal Amount of Securities} \times 2.1875\% \text{ per Interest Period} \times 9 \text{ Interest Periods} \\ &\$100 \times 2.1875\% \times 9 = \$19.69 \end{aligned}$$

(ii) Final Redemption Amount

In this example, the Underlying Security of the Technology Select Sector SPDR® Fund is the Worst Performing Underlying Security, with an Initial Closing Price (X<sub>i</sub>) of US\$147.91 and Final Closing Price (X<sub>f</sub>) of US\$112.83. Therefore, the Final Redemption Amount is as follows:

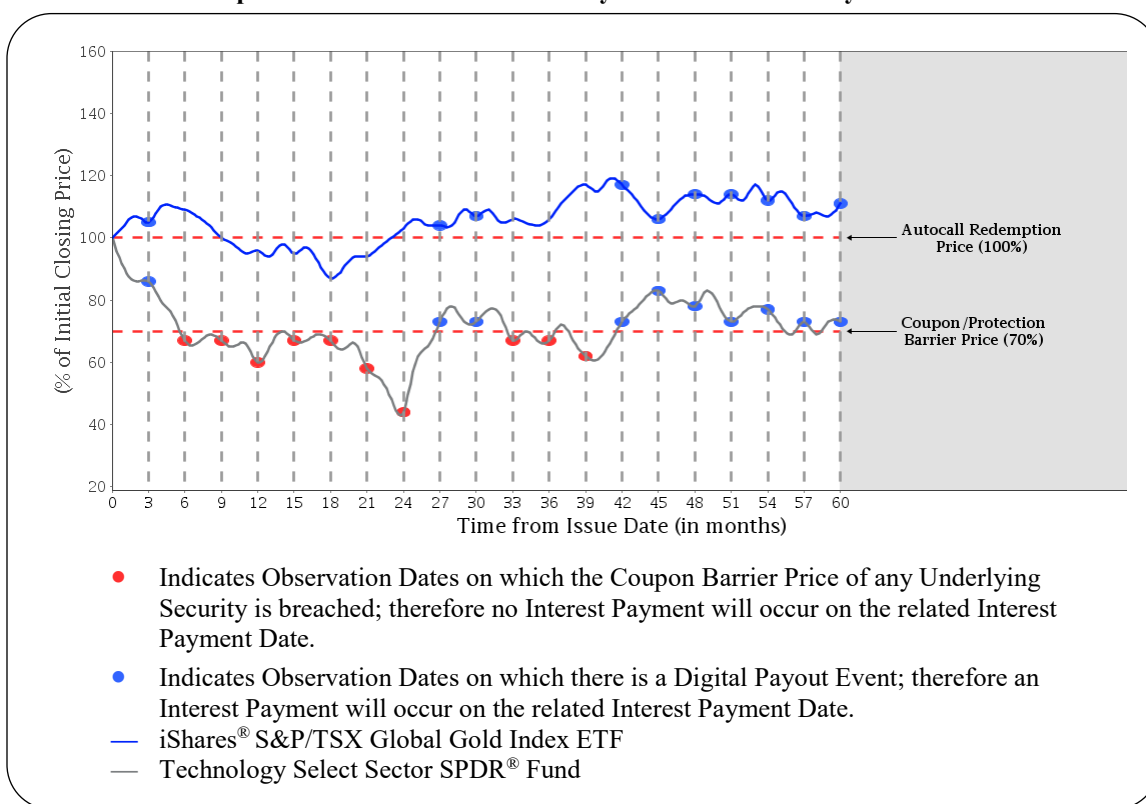
$$\begin{aligned} & \$100 \times (X_f / X_i) \\ & \$100 \times (\text{US}\$99.10 / \text{US}\$147.91) = \$67.00 \end{aligned}$$

Therefore, the total amounts payable per Security from the Issue Date to the Maturity Date are:

- (a) Total Interest Payments: \$19.69
- (b) Final Redemption Amount: \$67.00
- (c) Total amount paid over the term of the Securities: \$86.69

The equivalent annually compounded rate of return in this example is -2.82%.

**Example #2 — Gain Scenario with Payment on the Maturity Date at Par**



In this scenario, there is no Observation Date on which the Closing Prices of all of the Underlying Securities are at or above their respective Autocall Redemption Prices and, accordingly, the Securities would not be redeemed before the Maturity Date. On the Final Valuation Date, the Final Closing Price of the Worst Performing Underlying Security is at or above its Protection Barrier Price.

(i) Interest Payments

In this example, there is a Digital Payout Event on 10 of the 20 Observation Dates. On the other 10 Observation Dates, no Digital Payout Event would occur because the Closing Price of at least one of the Underlying Securities is below its Coupon Barrier Price. Therefore, the Interest Payment of \$2.1875 per Interest Period would be payable for 10 Interest Periods on the applicable Interest Payment Date for total Interest Payments of:

$$\begin{aligned} & \text{Principal Amount of Securities} \times 2.1875\% \text{ per Interest Period} \times 10 \text{ Interest Periods} \\ & \$100 \times 2.1875\% \times 10 = \$21.88 \end{aligned}$$

(ii) Final Redemption Amount

In this example, since the Underlying Security of the Technology Select Sector SPDR® Fund is the Worst Performing Underlying Security with a Final Closing Price of US\$106.50, which is above its Protection Barrier Price of US\$103.54, the Final Redemption Amount per Security is equal to \$100.00.

Therefore, the total amounts payable per Security from the Issue Date to the Maturity Date are:

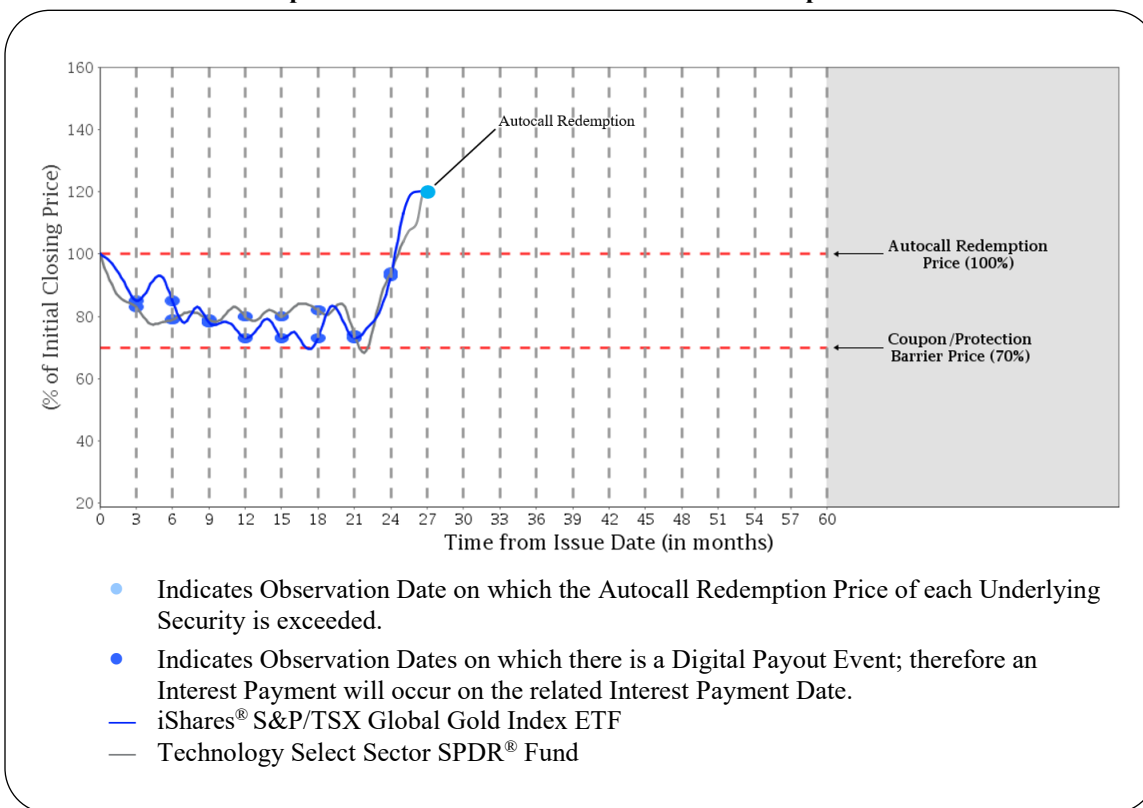
(a) Total Interest Payments: \$21.88

(b) Final Redemption Amount: \$100.00

(c) Total amount paid over the term of the Securities: \$121.88

The equivalent annually compounded rate of return in this example is 4.04%.

**Example #3 — Gain Scenario with Autocall Redemption at Par**



In this scenario, the Closing Prices of all of the Underlying Securities are at or above their respective Autocall Redemption Prices on the Observation Date that falls 27 months into the term of the Securities. This would constitute an Autocall Redemption Event and, on the next succeeding Interest Payment Date, the Bank would redeem the Securities.

(i) Interest Payments

In this example, there is a Digital Payout Event on each of the 9 Observation Dates prior to the redemption of the Securities because the Closing Prices of all of the Underlying Securities are at or above their respective Coupon Barrier Prices on each such date. Therefore, the Interest Payment of \$2.1875 per Interest Period would be payable for each Interest Period on the applicable Interest Payment Date (including on the Autocall Redemption Date), for total Interest Payments of:

$$\begin{aligned} & \text{Principal Amount of Securities} \times 2.1875\% \text{ per Interest Period} \times 9 \text{ Interest Periods} \\ & \$100 \times 2.1875\% \times 9 = \$19.69 \end{aligned}$$

(ii) Autocall Redemption Amount

The Autocall Redemption Amount per Security is equal to \$100.00.

Therefore, the total amounts payable per Security from the Issue Date to the Autocall Redemption Date are:

(a) Total Interest Payments: \$19.69

(b) Autocall Redemption Amount: \$100.00

(c) Total amount paid over the term of the Securities: \$119.69

The equivalent annually compounded rate of return in this example is 8.32%.

**APPENDIX C**  
**Certain Canadian Tax Considerations**

In the opinion of the Bank's counsel, Davies Ward Phillips & Vineberg LLP, the following summary fairly describes the principal Canadian federal income tax considerations under the *Income Tax Act* (Canada) (the "**Tax Act**") generally applicable to an initial purchaser of Securities under this pricing supplement who, at all relevant times, for purposes of the Tax Act, deals at arm's length with and is not affiliated with the Bank (a "**Holder**").

This summary is based upon the current provisions of the Tax Act and the regulations thereunder (the "**Regulations**"), all specific proposals to amend the Tax Act or such Regulations publicly announced by the federal Minister of Finance prior to the date hereof (the "**Proposals**") and counsel's understanding of the current administrative and assessing policies and practices of the Canada Revenue Agency ("**CRA**"). Except for the Proposals, this summary does not take into account or anticipate any changes (including retroactive changes) in the law or the administrative and assessing policies or practices of the CRA, whether by judicial, regulatory, governmental or legislative action, nor does it take into account tax laws of any province or territory of Canada, or of any jurisdiction outside Canada. Provisions of provincial income tax legislation vary from province to province in Canada and may differ from federal income tax legislation. No assurance can be given that the Proposals will be implemented in their current form, or at all. This summary assumes that the Holder will neither undertake nor arrange a transaction in respect of the Securities primarily for the purpose of obtaining a tax benefit, has not entered into a "derivative forward agreement" (as defined in the Tax Act) in respect of the Securities and that the Securities are not issued at a discount.

**This summary is of a general nature only and is not intended to constitute, nor should it be relied upon or construed as, tax advice to any particular Holder, nor is it exhaustive of all possible Canadian federal income tax considerations. Holders should consult their own tax advisors as to the potential consequences to them of the acquisition, ownership and disposition of Securities having regard to their particular circumstances.**

**Holders Resident in Canada**

The following discussion applies to a Holder who, at all relevant times, for the purposes of the Tax Act and any applicable income tax treaty or convention, is an individual (other than a trust) who is resident (or deemed to be resident) in Canada and who acquires and holds the Securities as capital property (a "**Resident Holder**"). Certain Resident Holders who might not otherwise be considered to hold their Securities as capital property may, in certain circumstances, be entitled to have their Securities, and all other "Canadian securities" (as defined in the Tax Act) owned by such Resident Holders in the taxation year and all subsequent taxation years, treated as capital property by making the irrevocable election permitted by subsection 39(4) of the Tax Act.

*Interest*

The amount of any interest received or receivable (depending on the method regularly followed in computing income under the Tax Act) by a Resident Holder in a taxation year (including on redemption or repayment in full by the Bank) will be required to be included in computing the Resident Holder's income for the taxation year, except to the extent that such amount has already been included in the Resident Holder's income for that or a preceding taxation year.

*Disposition of Securities*

On a disposition or deemed disposition of a Security by a Resident Holder to a person (other than the Bank), the amount of any interest accrued on the Security to the time of disposition will be required to be included in computing the Resident Holder's income for the taxation year in which the disposition takes place (except to the extent that such accrued interest has already been included in the Resident Holder's income for that or a preceding taxation year) and will be excluded from the proceeds of disposition of the Security. Because the interest entitlement of a Resident Holder for a particular Interest Period will generally only be determinable on the Observation Date for that period, whether any accrued interest will be payable on a Security at the time of disposition may, in some circumstances, be considered uncertain.

In addition, the Resident Holder should realize a capital gain (or capital loss) to the extent that the proceeds of disposition, net of amounts included in income as interest and any reasonable costs of disposition, exceed (or are exceeded by) the adjusted cost base of the Security to the Resident Holder. One-half of any capital gain realized by a Resident Holder must be included in the income of the Resident Holder. One-half of any capital loss realized by a Resident Holder is deductible against the taxable portion of capital gains realized in the year, in the three preceding years or in subsequent years, subject to the rules and restrictions contained in the Tax Act. Capital gains realized by an individual may give rise to a liability for alternative minimum tax.

*Redemption or Repayment by the Bank*

A Resident Holder who holds the Securities until maturity (or earlier redemption or repayment in full by the Bank) and who receives redemption or repayment proceeds that are less than the Principal Amount of the Securities will realize a capital loss to the extent that the amount received at such time (otherwise than on account of interest) is less than the Resident Holder's adjusted cost base of such Securities. The income tax considerations associated with the realization of a capital loss are described above.

### **Holders Not Resident in Canada**

The following discussion applies to a Holder who, at all relevant times, for the purposes of the Tax Act is neither resident nor deemed to be resident in Canada, deals at arm's length with any Canadian resident (or deemed Canadian resident) to whom the Holder disposes of the Securities, is neither a "specified shareholder" of the Bank nor a person who does not deal at arm's length with a specified shareholder of the Bank for purposes of the "thin capitalization" rule contained in subsection 18(4) of the Tax Act, does not use or hold and is not deemed to use or hold the Securities in the course of carrying on a business in Canada and is not an insurer carrying on an insurance business in Canada and elsewhere (a "**Non-Resident Holder**").

Interest paid or credited or deemed to be paid or credited on the Securities (including any interest deemed to be paid in certain cases involving the assignment or other transfer of a Security to a resident or deemed resident of Canada) to a Non-Resident Holder will not be subject to Canadian non-resident withholding tax unless any portion of such interest is contingent or dependent on the use of or production from property in Canada or is computed by reference to revenue, profit, cash flow, commodity price or any other similar criterion or by reference to dividends paid or payable to shareholders of any class of shares of the capital stock of a corporation ("**Participating Debt Interest**"). Having regard to the terms of the Securities, interest paid or credited or deemed to be paid or credited on the Securities should not be considered to be Participating Debt Interest.

There should be no other taxes on income (including taxable capital gains) payable by a Non-Resident Holder in respect of a Security.

### **Eligibility for Investment**

The Securities, if issued on the date of this pricing supplement, would be qualified investments (for purposes of the Tax Act) for trusts governed by registered retirement savings plans ("**RRSPs**"), registered retirement income funds ("**RRIFs**"), tax-free savings accounts ("**TFSAs**"), registered disability savings plans ("**RDSPs**"), registered education savings plans ("**RESPs**") and deferred profit sharing plans ("**DPSPs**"), each within the meaning of the Tax Act (other than a DPSP to which payments are made by the Bank or a corporation or partnership with which the Bank does not deal at arm's length within the meaning of the Tax Act).

Notwithstanding the foregoing, if Securities are "prohibited investments" (as that term is defined in the Tax Act) for an RRSP, RRIF, TFSA, RDSP or RESP, the annuitant of the RRSP or RRIF, the holder of the TFSA or RDSP, or the subscriber of the RESP, as the case may be (each a "**Plan Holder**"), will be subject to a penalty tax as set out in the Tax Act. Securities will be prohibited investments for an RRSP, RRIF, TFSA, RDSP or RESP of a Plan Holder who has a "significant interest" (as defined in the Tax Act for purposes of the prohibited investment rules) in the Bank or who does not deal at arm's length, within the meaning of the Tax Act, with the Bank.